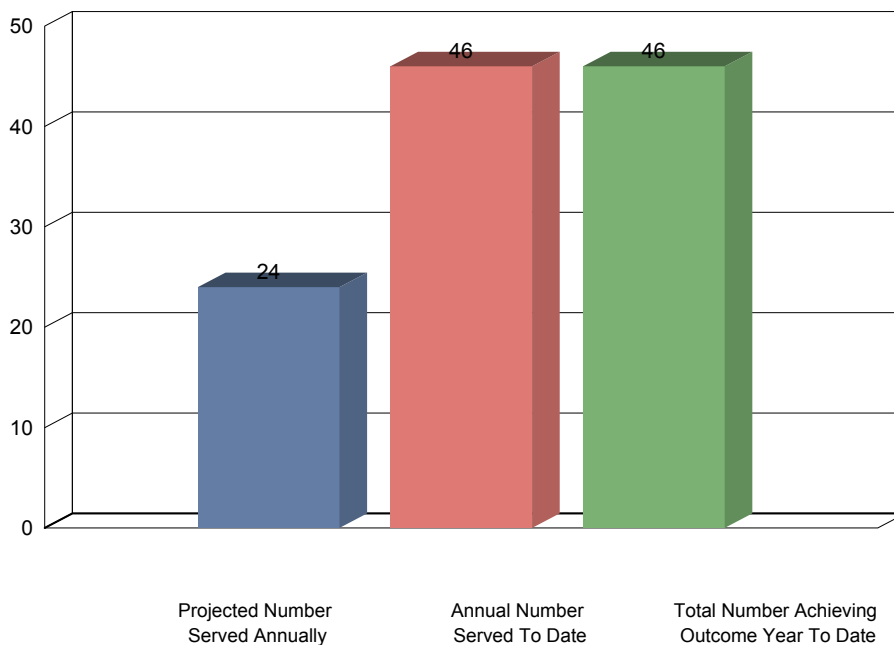


Agency: St Augustine Boys And Girls Club
Program: Youth Development
Program Activity Period: 10/01/2008 - 09/30/2009
Reporting Period: 10/01/2008 - 09/30/2009

Outcome: #1 By the end of the program year, 80% of unduplicated participants will report that they are motivated to avoid substance abuse for life.

Outcome Achieving Performance Chart



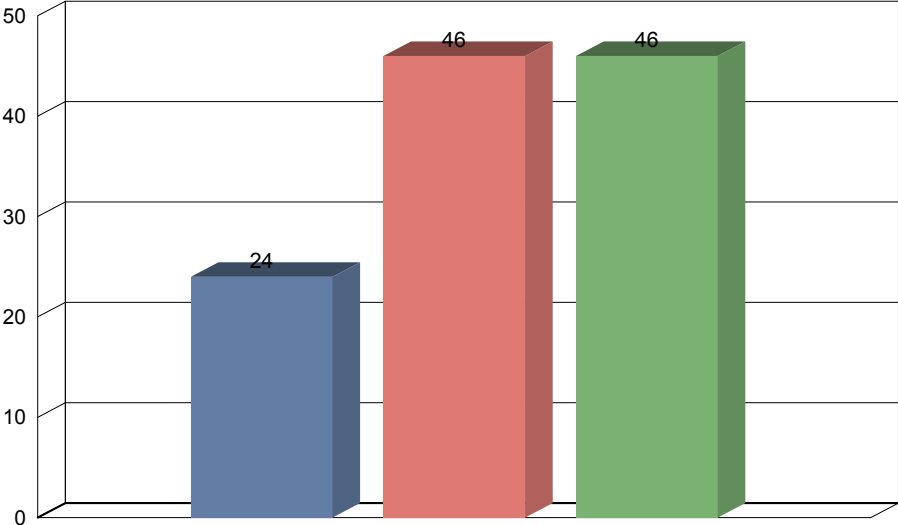
Service Description: Participants will complete the SMART MOVES program curriculum and post-curriculum assessments.

Required Documentation: Post-curriculum assessments are maintained in participant files.

| Projected Number Served Annually | Annual Number Served To Date | Total Number Achieving Outcome Year To Date | Percent Clients Achieving Outcome |
|----------------------------------|------------------------------|---|-----------------------------------|
| 24 | 46 | 46 | 192% |

Outcome: #2 80% of unduplicated participants will understand the dangers of substance abuse by the end of the program year.

Outcome Achieving Performance Chart



Projected Number Served Annually Annual Number Served To Date Total Number Achieving Outcome Year To Date

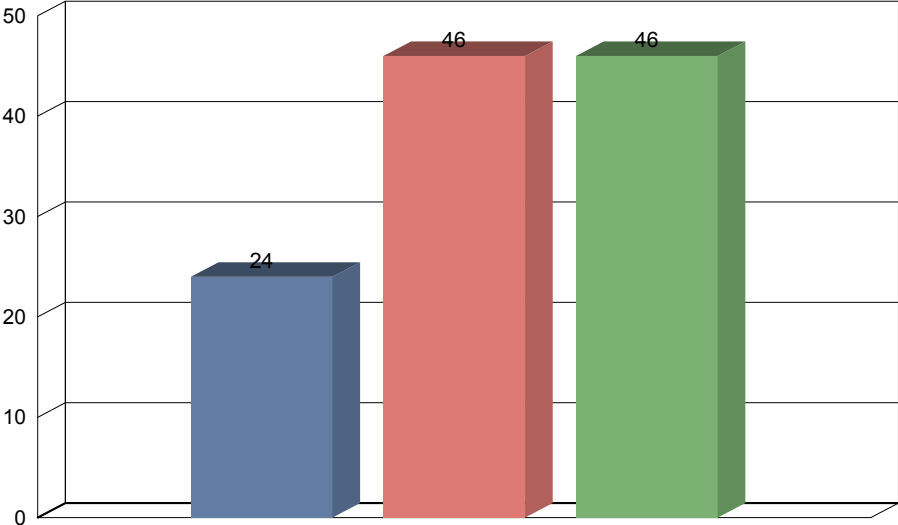
Service Description: Participants will demonstrate the knowledge gained by doing verbal presentations and by taking the post curricular assessments.

Required Documentation: Post-curriculum assessments are maintained in participant files.

| Projected Number Served Annually | Annual Number Served To Date | Total Number Achieving Outcome Year To Date | Percent Clients Achieving Outcome |
|----------------------------------|------------------------------|---|-----------------------------------|
| 24 | 46 | 46 | 192% |

Outcome: #3 80% of unduplicated participants will successfully role play refusing drugs or alcohol by the end of the program year.

Outcome Achieving Performance Chart



Projected Number Served Annually Annual Number Served To Date Total Number Achieving Outcome Year To Date

Service Description: Participants will demonstrate role playing in several skits performed throughout the program.

Required Documentation: Records are maintained to show participation in the skit(s).

| Projected Number Served Annually | Annual Number Served To Date | Total Number Achieving Outcome Year To Date | Percent Clients Achieving Outcome |
|----------------------------------|------------------------------|---|-----------------------------------|
| 24 | 46 | 46 | 192% |