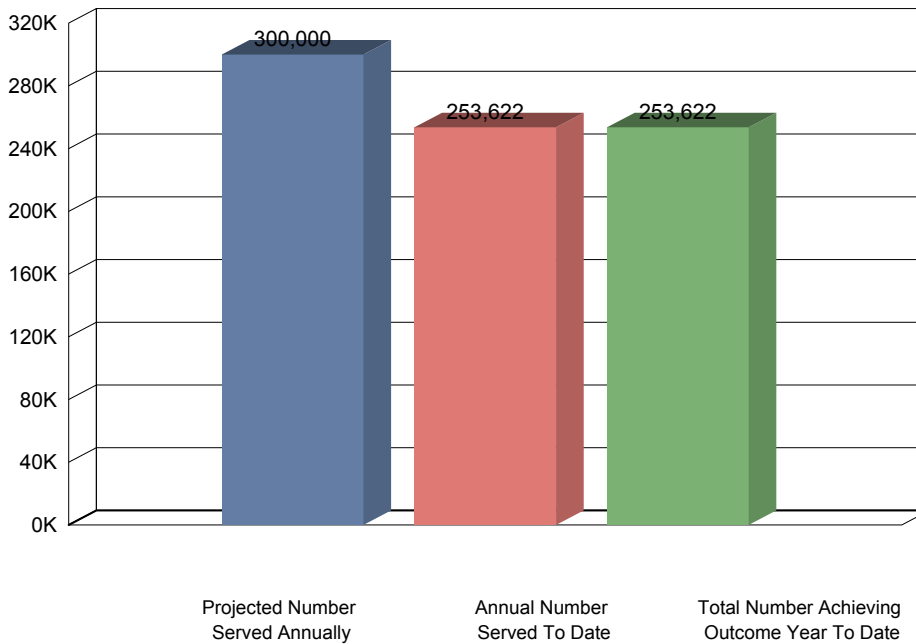


Agency: Salvation Army Food Bank
Program: Food Bank
Program Activity Period: 10/01/2008 - 09/30/2009
Reporting Period: 10/01/2008 - 09/30/2009

Outcome: #1 Obtain at least 25,000 pounds of food per month (outcome item measure is pounds)

Outcome Achieving Performance Chart



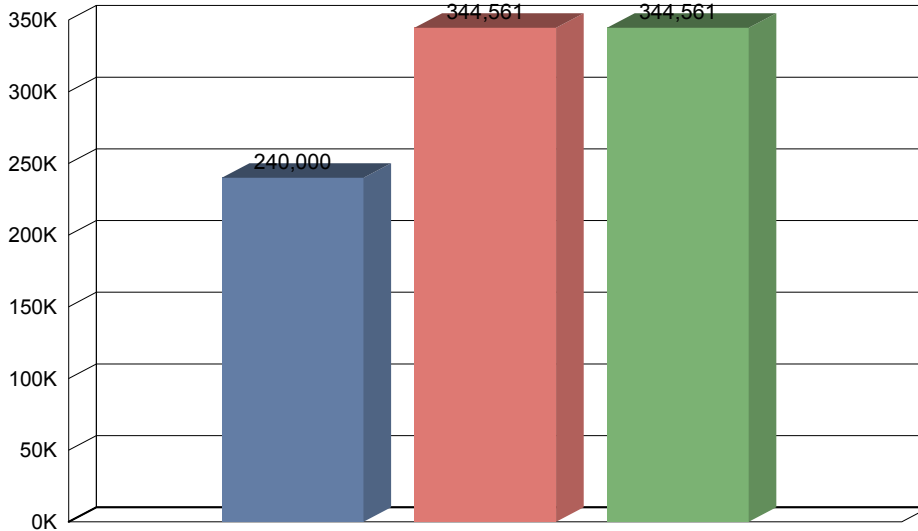
Service Description: Procurement of food and safe storage of food

Required Documentation: Food Purchased/received logged

Projected Number Served Annually	Annual Number Served To Date	Total Number Achieving Outcome Year To Date	Percent Clients Achieving Outcome
300,000	253,622	253,622	85%

Outcome: #2 Provide bulk food to agencies in St. Johns County so that an average of 20,000 meals will be distributed to individuals experiencing food insecurity. (outcome item measure is meals)

Outcome Achieving Performance Chart



Projected Number Served Annually

Annual Number Served To Date

Total Number Achieving Outcome Year To Date

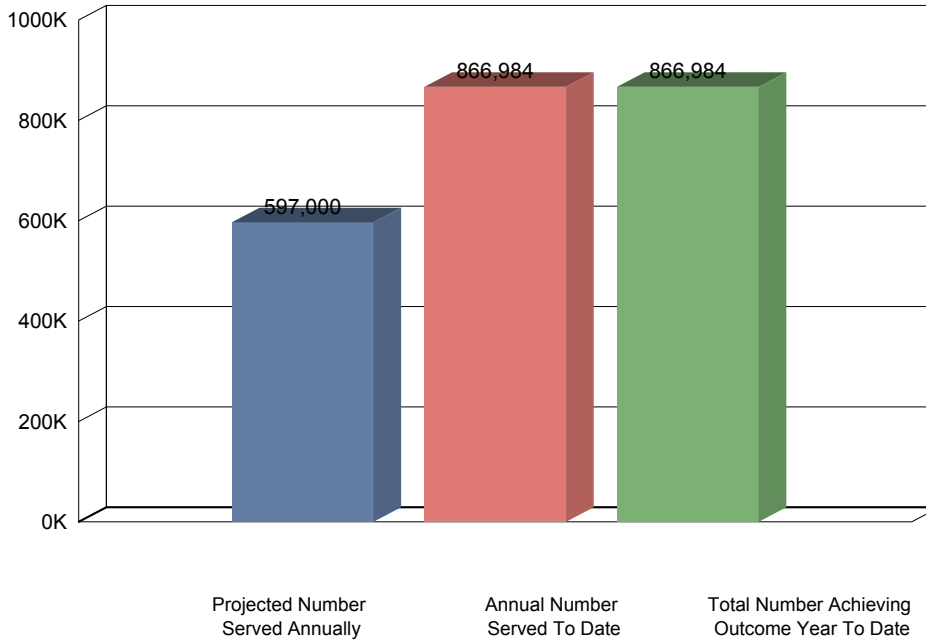
Service Description: Weigh outgoing food; pounds of food distributed divided by 1.25 yields the results of meals

Required Documentation: Inventory sheets of food distributed.

Projected Number Served Annually	Annual Number Served To Date	Total Number Achieving Outcome Year To Date	Percent Clients Achieving Outcome
240,000	344,561	344,561	144%

Outcome: #3 Provide a cost savings to community agencies of at least \$49,750.00 monthly as compared to the retail value of food distributed. (outcome item measure is cost savings)

Outcome Achieving Performance Chart



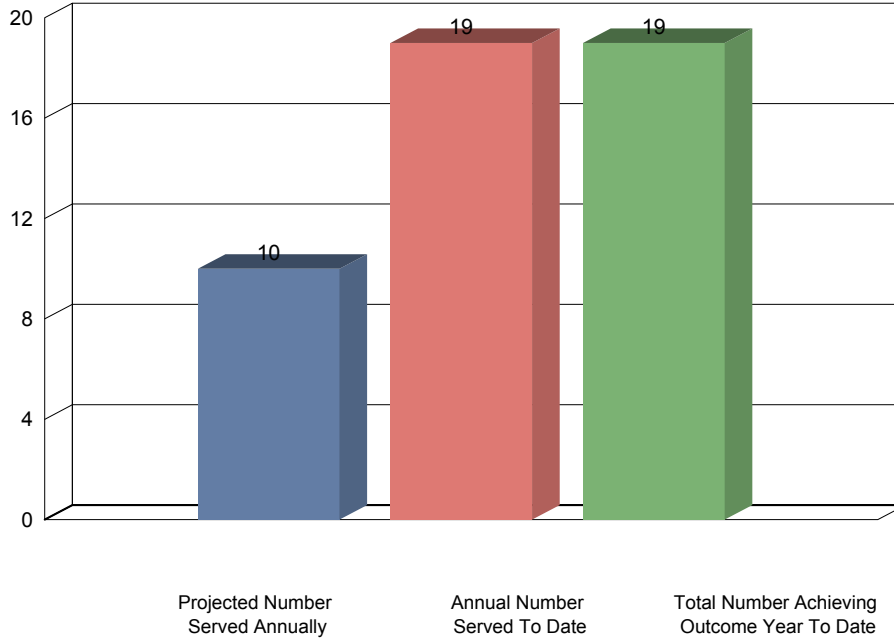
Service Description: Pounds of food distributed will be calculated to retail value.

Required Documentation: Inventory sheets of food collected.

Projected Number Served Annually	Annual Number Served To Date	Total Number Achieving Outcome Year To Date	Percent Clients Achieving Outcome
597,000	866,984	866,984	145%

Outcome: #4 Provide the vehicle by which USDA TEFAP commodities are distributed to the 10 approved agencies. (outcome item measure is number of agencies)

Outcome Achieving Performance Chart



Service Description: Recertification and trainings to be provided to USDA approved agencies so they may continue to receive emergency food.

Required Documentation: Attendance of agency staff at trainings; certification and re-certification documents.

Projected Number Served Annually	Annual Number Served To Date	Total Number Achieving Outcome Year To Date	Percent Clients Achieving Outcome
10	19	19	190%