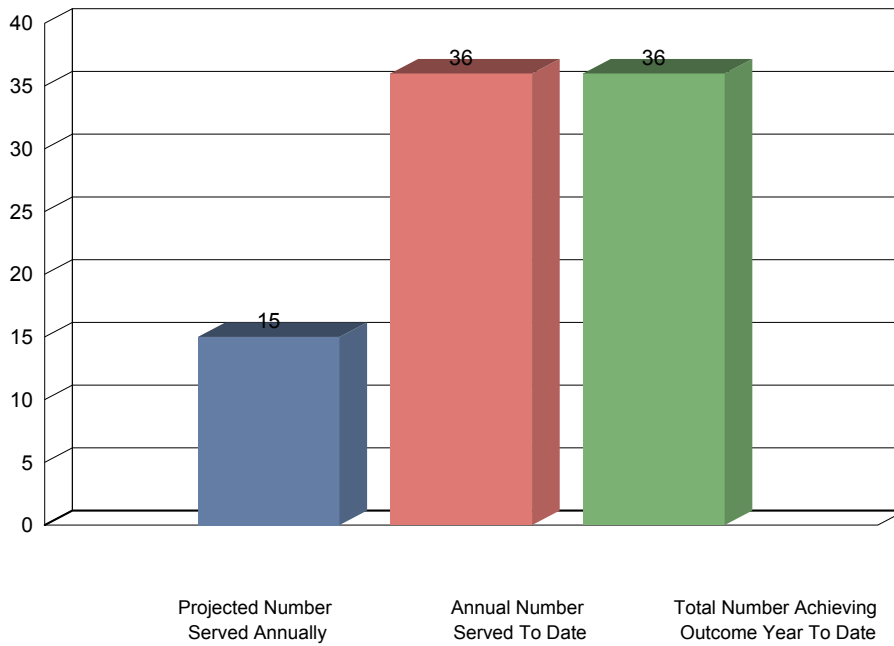


Agency: Project Special Care
Program: Adult Day Services
Program Activity Period: 10/01/2008 - 09/30/2009
Reporting Period: 10/01/2008 - 09/30/2009

Outcome: #1 100% of participants will increase their basic life skills.

Outcome Achieving Performance Chart



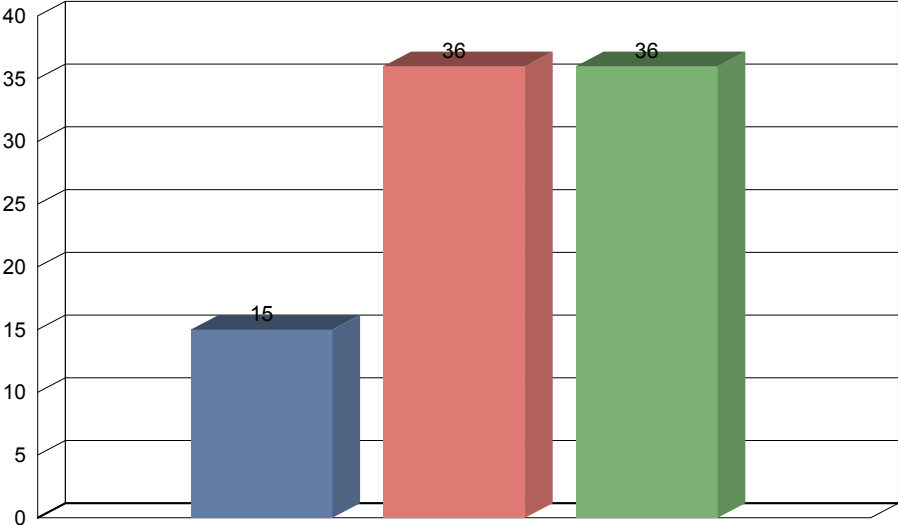
Service Description: Individualized training plans; supervision, coaching and assistance with activities of daily living.

Required Documentation: Weekly, monthly and annual reports; client case files, service logs.

Projected Number Served Annually	Annual Number Served To Date	Total Number Achieving Outcome Year To Date	Percent Clients Achieving Outcome
15	36	36	240%

Outcome: #2 100% of participants will increase their communication skills.

Outcome Achieving Performance Chart



Projected Number Served Annually Annual Number Served To Date Total Number Achieving Outcome Year To Date

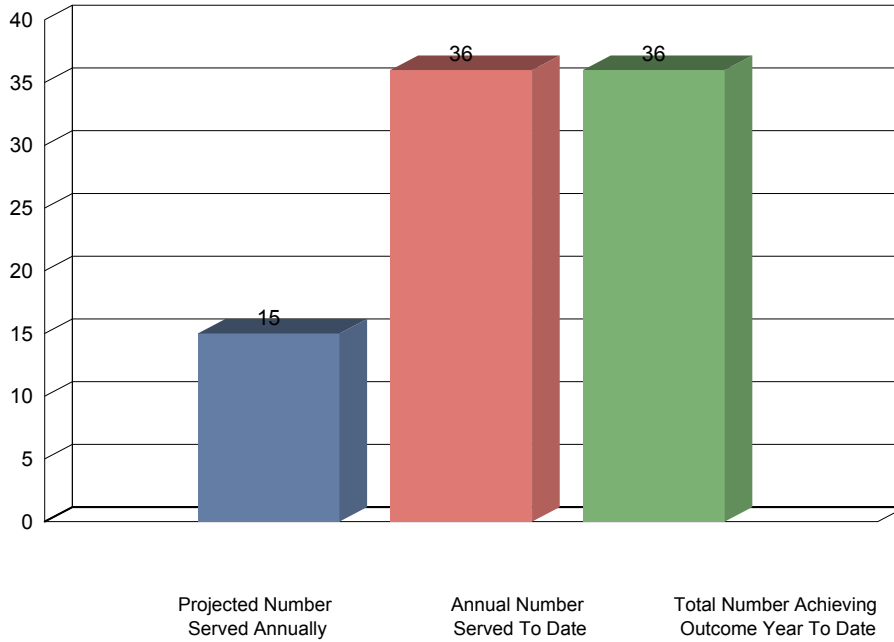
Service Description: Individualized training plans; supervision, coaching and assistance with activities of daily living.

Required Documentation: Weekly, monthly and annual reports; client case files, service logs.

Projected Number Served Annually	Annual Number Served To Date	Total Number Achieving Outcome Year To Date	Percent Clients Achieving Outcome
15	36	36	240%

Outcome: #3 100% of participants will increase their health, well-being and personal hygiene.

Outcome Achieving Performance Chart



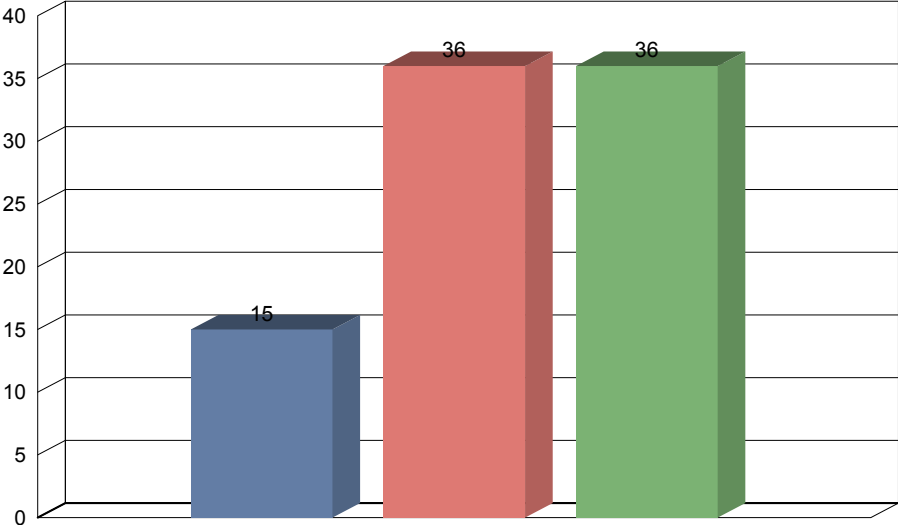
Service Description: Individualized training plans; supervision, coaching and assistance with activities of daily living.

Required Documentation: Weekly, monthly and annual reports; client case files, service logs; staff observation of physical condition and receipt of personal care.

Projected Number Served Annually	Annual Number Served To Date	Total Number Achieving Outcome Year To Date	Percent Clients Achieving Outcome
15	36	36	240%

Outcome: #4 100% of participants will increase their self-knowlegde and movement toward independence.

Outcome Achieving Performance Chart



Projected Number Served Annually Annual Number Served To Date Total Number Achieving Outcome Year To Date

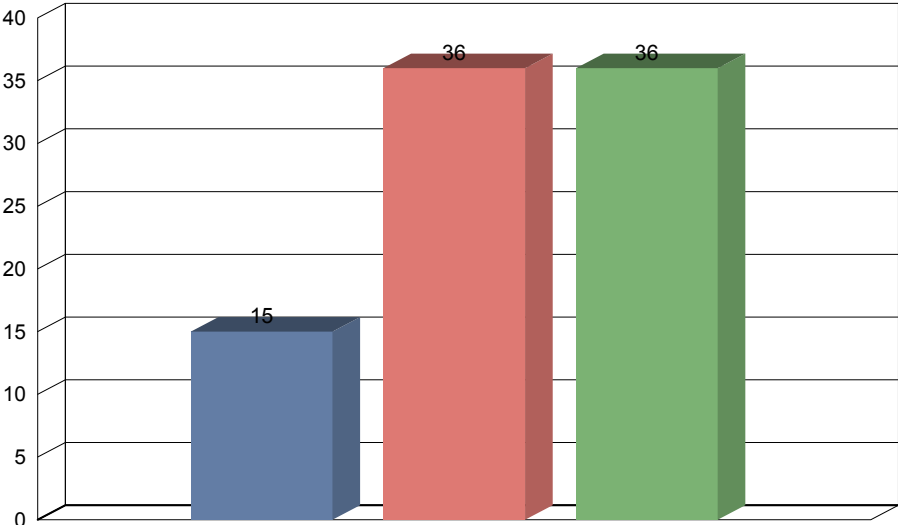
Service Description: Individualized training plans; supervision, coaching and assistance with activities of daily living.

Required Documentation: Weekly, monthly and annual reports; client case files, service logs.

Projected Number Served Annually	Annual Number Served To Date	Total Number Achieving Outcome Year To Date	Percent Clients Achieving Outcome
15	36	36	240%

Outcome: #5 100% of participants will increase their integration within the community.

Outcome Achieving Performance Chart



Projected Number Served Annually Annual Number Served To Date Total Number Achieving Outcome Year To Date

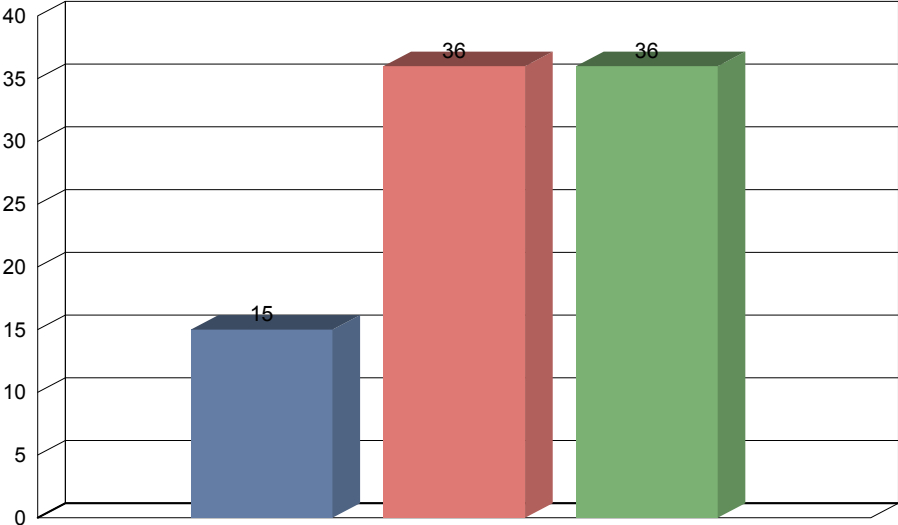
Service Description: Individualized training plans; supervision, coaching and assistance with activities of daily living; use of public transportation and community resources.

Required Documentation: Weekly, monthly and annual reports; client case files, service logs.

Projected Number Served Annually	Annual Number Served To Date	Total Number Achieving Outcome Year To Date	Percent Clients Achieving Outcome
15	36	36	240%

Outcome: #6 100% of participants will have a decrease in abuse or neglect.

Outcome Achieving Performance Chart



Projected Number Served Annually Annual Number Served To Date Total Number Achieving Outcome Year To Date

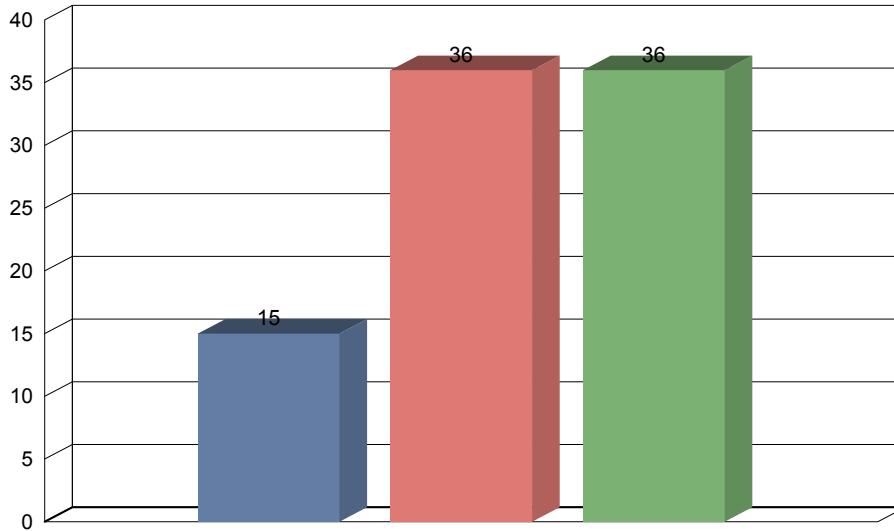
Service Description: Physical inspection of individuals for trauma by staff; staff observation of behavior.

Required Documentation: Daily and weekly reports; client case files.

Projected Number Served Annually	Annual Number Served To Date	Total Number Achieving Outcome Year To Date	Percent Clients Achieving Outcome
15	36	36	240%

Outcome: #7 100% of participants will have a decrease in out of home placement.

Outcome Achieving Performance Chart



Projected Number Served Annually

Annual Number Served To Date

Total Number Achieving Outcome Year To Date

Service Description: Enrollment and attendance in adult day training program; support provided by independent support coordinator.

Required Documentation: Completion and review of support plan; client case files.

Projected Number Served Annually	Annual Number Served To Date	Total Number Achieving Outcome Year To Date	Percent Clients Achieving Outcome
15	36	36	240%