

Agency: Epic (Community Prevention, Drug Court, THINK)

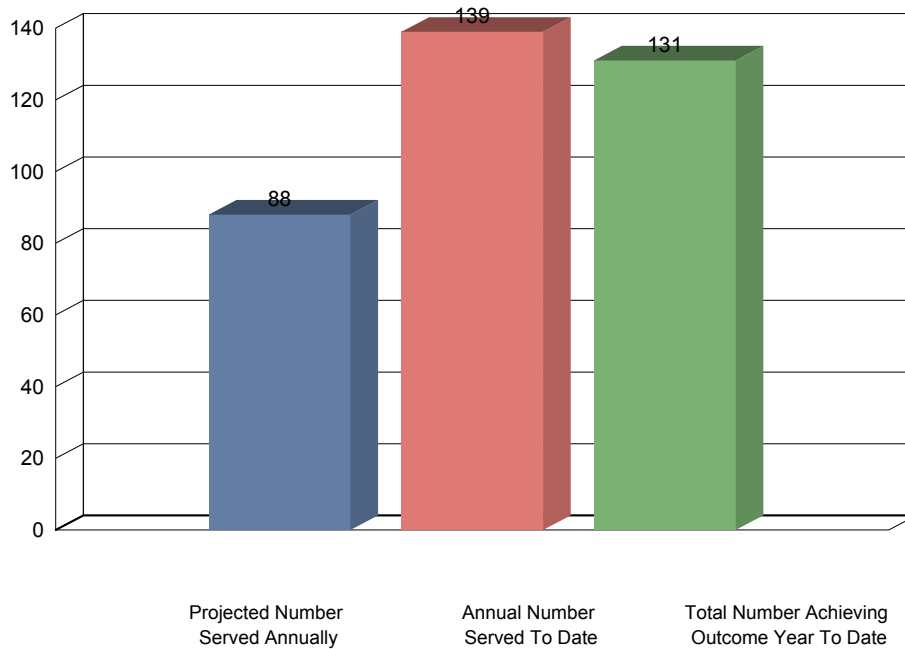
Program: Drug Court Services

Program Activity Period: 10/01/2008 - 09/30/2009

Reporting Period: 10/01/2008 - 09/30/2009

Outcome: #1 90% of adults enrolled in Drug Court program will develop recovery tools to facilitate a clean and sober lifestyle.

Outcome Achieving Performance Chart



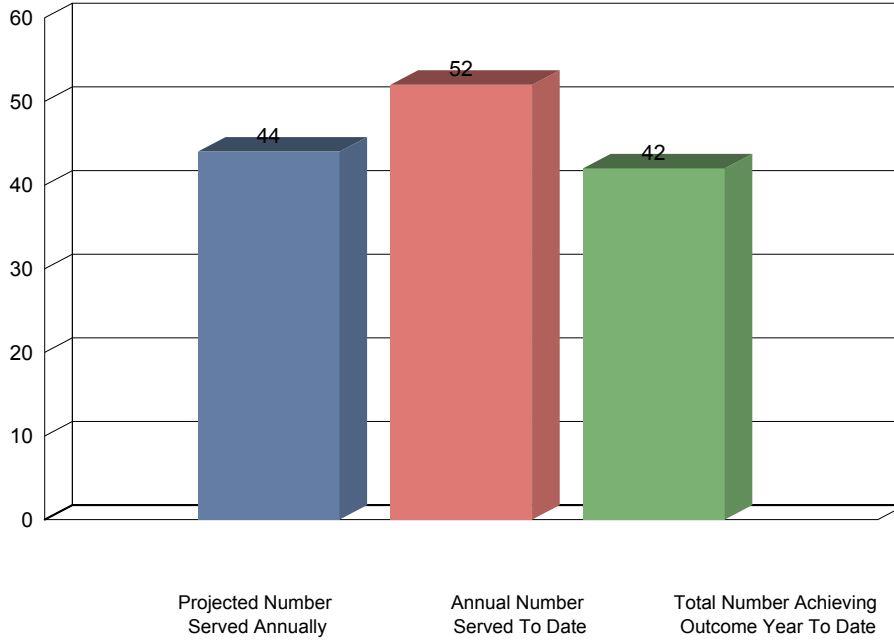
Service Description: Biopsychosocial assessments; crisis intervention; treatment plan reviews; Moral Reconciliation Therapy; individual and group counseling; case management; aftercare and outreach` random drug screens.

Required Documentation: Documentation of attendance; client records and therapy notes, including identification of alternative coping skills.

Projected Number Served Annually	Annual Number Served To Date	Total Number Achieving Outcome Year To Date	Percent Clients Achieving Outcome
88	139	131	149%

Outcome: #2 80% of Drug Court participants who complete Phase 2 will be employed or enrolled in a continuing education program.

Outcome Achieving Performance Chart



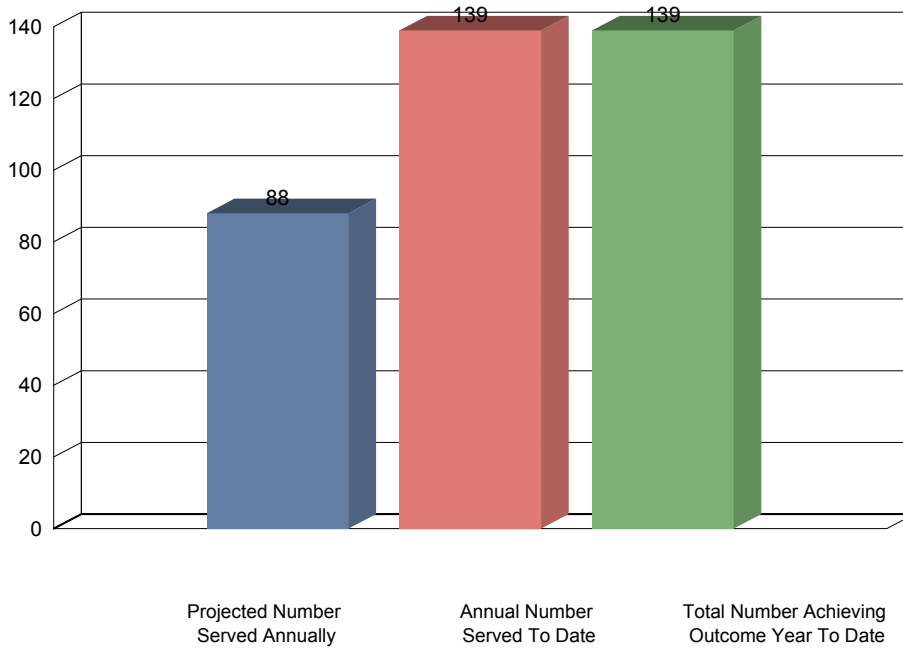
Service Description: Phase up documentation; treatment plan reviews; case management and referrals.

Required Documentation: Documentation of employment and school attendance; client records and therapy notes. skills.

Projected Number Served Annually	Annual Number Served To Date	Total Number Achieving Outcome Year To Date	Percent Clients Achieving Outcome
44	52	42	95%

Outcome: #3 85% of program participants will complete a master treatment services plan within 30 days of enrollment.

Outcome Achieving Performance Chart



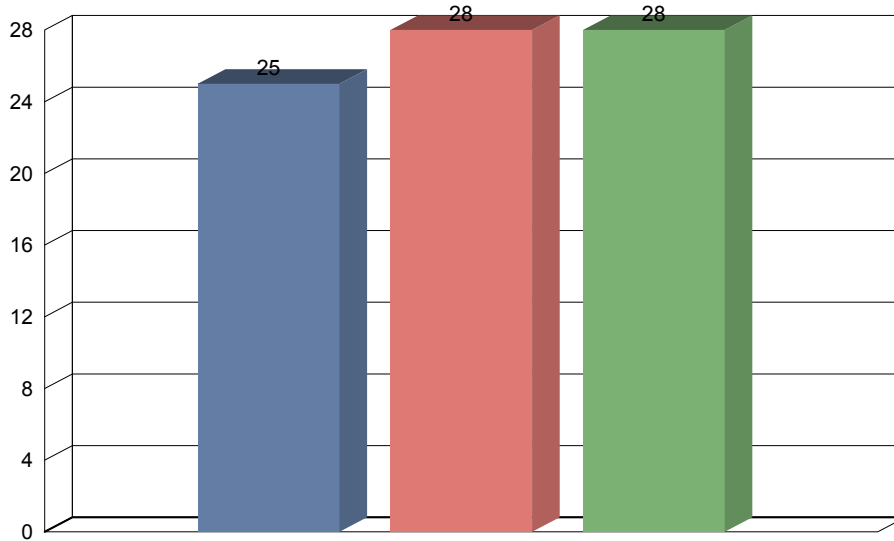
Service Description: Medical, psychiatric and substance abuse evaluation and assessment of participant to identify needs and services to be provided.

Required Documentation: Treatment plans and 30 day reviews of treatment plans.

Projected Number Served Annually	Annual Number Served To Date	Total Number Achieving Outcome Year To Date	Percent Clients Achieving Outcome
88	139	139	158%

Outcome: #4 80% of Drug Court participants who complete Phase 3 will exhibit a working knowledge of the 12 Step Program for ongoing community supports.

Outcome Achieving Performance Chart



Projected Number Served Annually

Annual Number Served To Date

Total Number Achieving Outcome Year To Date

Service Description: Recovery support

Required Documentation: Documentation of AA/NA attendance; knowledge gained at meetings will be noted and placed in client records and therapy notes.

Projected Number Served Annually	Annual Number Served To Date	Total Number Achieving Outcome Year To Date	Percent Clients Achieving Outcome
25	28	28	112%