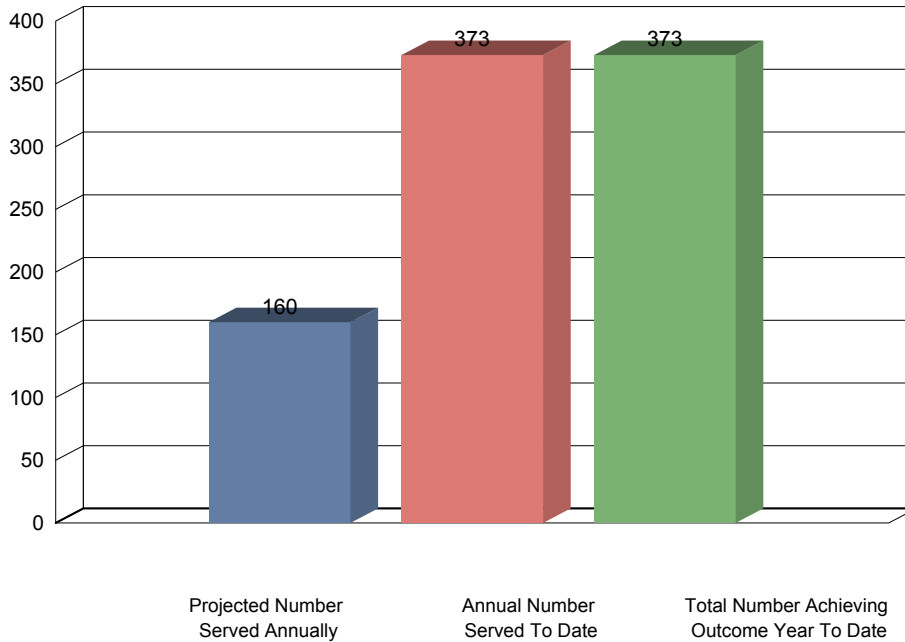


Agency: Northeast Florida Community Action Agency
Program: Emergency Services/Youth Development
Program Activity Period: 10/01/2008 - 09/30/2009
Reporting Period: 10/01/2008 - 09/30/2009

Outcome: #1 By September 30, 2009, 160 eligible households will have their emergency needs reduced or eliminated (performance unit is a household).

Outcome Achieving Performance Chart



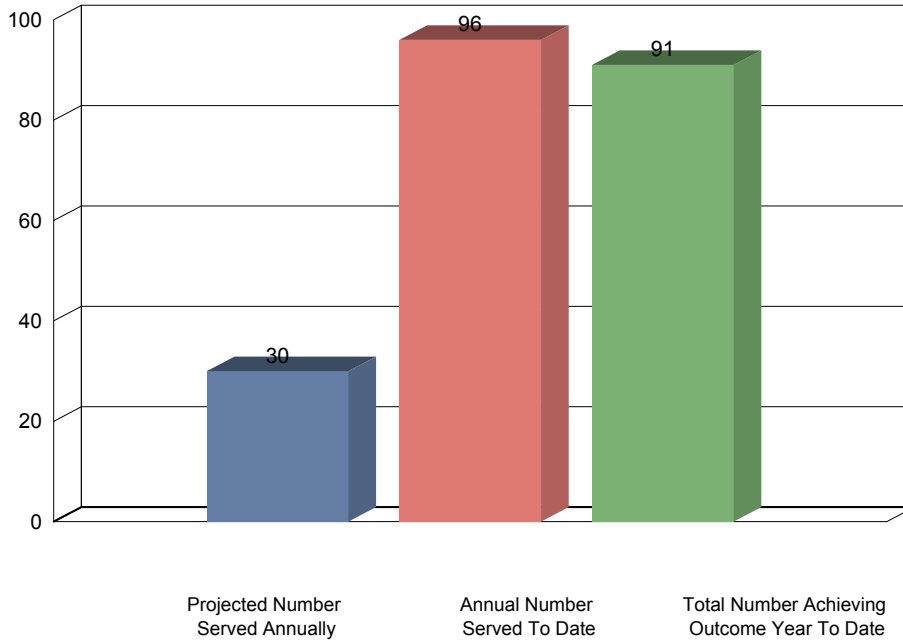
Service Description: Clients are provided services to alleviate their emergency needs.

Required Documentation: Agency vouchers and case notes.

Projected Number Served Annually	Annual Number Served To Date	Total Number Achieving Outcome Year To Date	Percent Clients Achieving Outcome
160	373	373	233%

Outcome: #2 By September 30, 2009, 30 eligible seniors will improve their physical and nutritional health (performance unit is a senior client).

Outcome Achieving Performance Chart



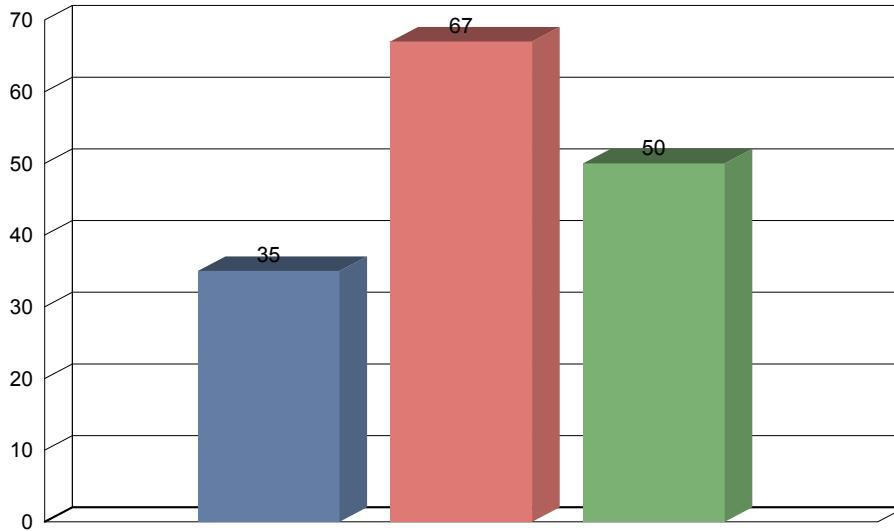
Service Description: Physical health and nutrition

Required Documentation: Agency vouchers and case notes.

Projected Number Served Annually	Annual Number Served To Date	Total Number Achieving Outcome Year To Date	Percent Clients Achieving Outcome
30	96	91	303%

Outcome: #3 By September 30, 2009, 30 low income youths will improve their physical/emotional growth and development (performance measure unit is a youth)

Outcome Achieving Performance Chart



Projected Number Served Annually

Annual Number Served To Date

Total Number Achieving Outcome Year To Date

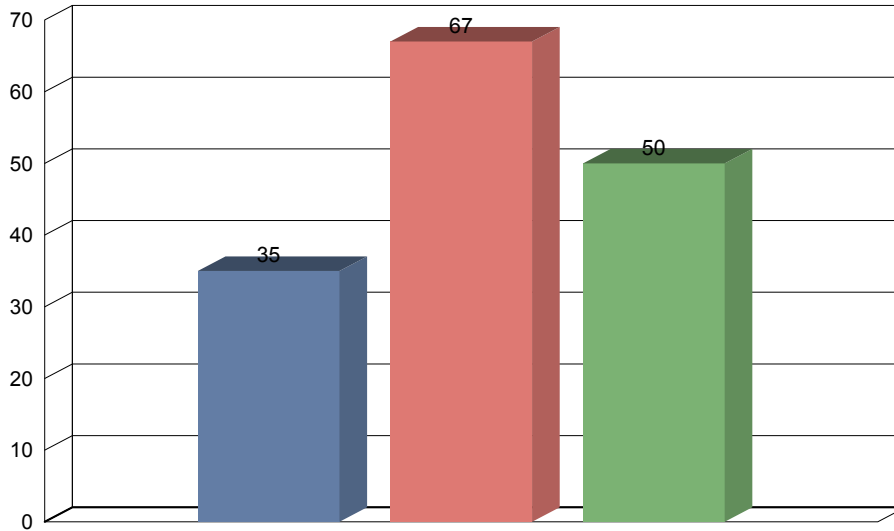
Service Description: Youths will participate in activities to improve health.

Required Documentation: Activity lists, rosters (sign-in), Agency vouchers receipts and and case notes.

Projected Number Served Annually	Annual Number Served To Date	Total Number Achieving Outcome Year To Date	Percent Clients Achieving Outcome
35	67	50	143%

Outcome: #4 By September 30, 2009, 20 at risk youths will improve their academic skills for school success by participating in after school tutoring programs (performance measure unit is a youth)

Outcome Achieving Performance Chart



Projected Number Served Annually

Annual Number Served To Date

Total Number Achieving Outcome Year To Date

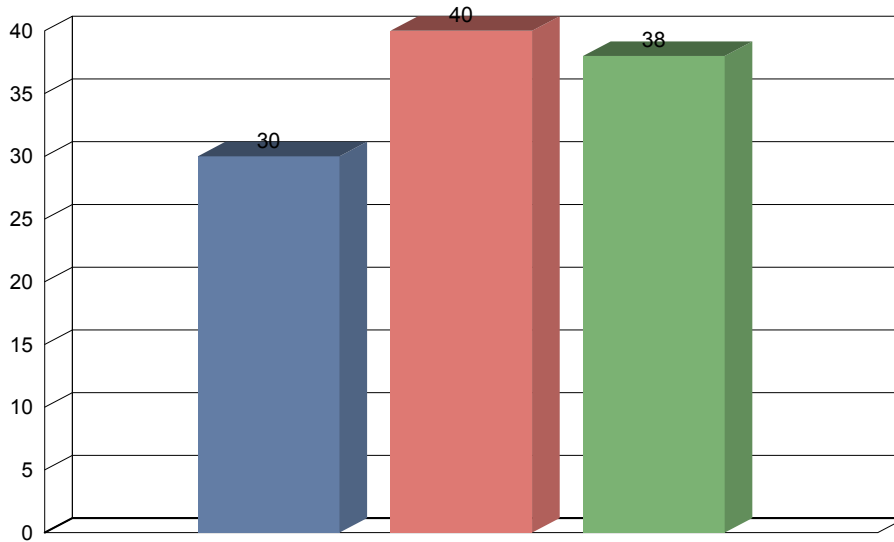
Service Description: Youths will participate in activities such as tutoring and other educational enhancements to improve school performance.

Required Documentation: School report cards and case notes.

Projected Number Served Annually	Annual Number Served To Date	Total Number Achieving Outcome Year To Date	Percent Clients Achieving Outcome
35	67	50	143%

Outcome: #5 By September 30, 2009, 30 at risk youths enrolled in program will acquire job skills. (performance measure unit is a youth)

Outcome Achieving Performance Chart



Projected Number Served Annually

Annual Number Served To Date

Total Number Achieving Outcome Year To Date

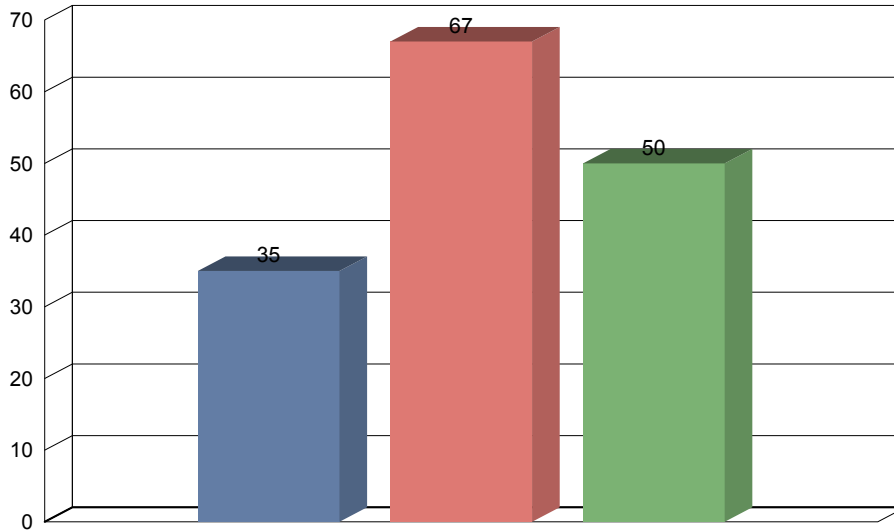
Service Description: Youths will participate in activities such as summer job training and computer training to gain employment skills.

Required Documentation: Activity rosters and case notes listing participation in training programs.

Projected Number Served Annually	Annual Number Served To Date	Total Number Achieving Outcome Year To Date	Percent Clients Achieving Outcome
30	40	38	127%

Outcome: #6 By September 30, 2009, 20 at risk youths enrolled in program will avoid risk-taking behaviors for at least 120 days. (performance measure unit is a youth)

Outcome Achieving Performance Chart



Projected Number Served Annually Annual Number Served To Date Total Number Achieving Outcome Year To Date

Service Description: Youths will participate in positive community activities.

Required Documentation: School report cards and case notes.

Projected Number Served Annually	Annual Number Served To Date	Total Number Achieving Outcome Year To Date	Percent Clients Achieving Outcome
35	67	50	143%