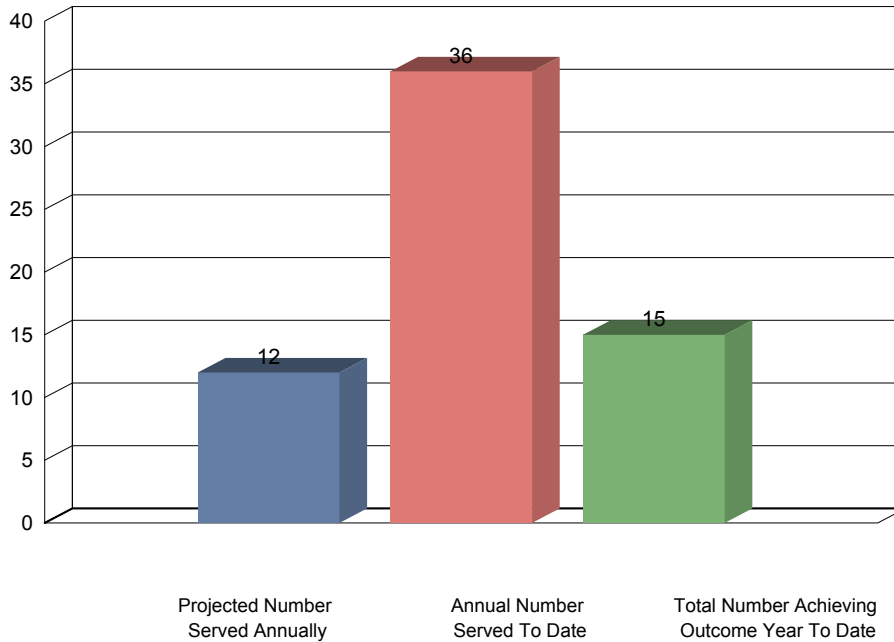


**Agency:** Emergency Services And Homeless Coalition  
**Program:** Transitional Housing Program  
**Program Activity Period:** 10/01/2008 - 09/30/2009  
**Reporting Period:** 10/01/2008 - 09/30/2009

---

**Outcome:** #1 50% of families will become self-sufficient by moving to permanent housing, while maintaining permanent employment for 3 months.

**Outcome Achieving Performance Chart**



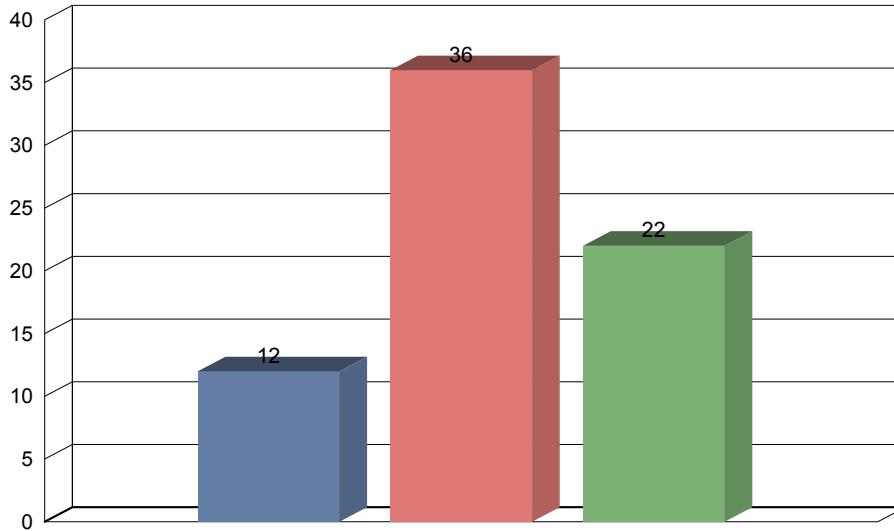
**Service Description:** Using varied services to enhance stability including mentors, workshops and continuing education, at least one adult in family will obtain and maintain employment; other family members will also be employed, in school or are disabled.

**Required Documentation:** Adults will provide paycheck stubs for each payday each month.

Projected Number Served Annually	Annual Number Served To Date	Total Number Achieving Outcome Year To Date	Percent Clients Achieving Outcome
12	36	15	125%

**Outcome:** #2 65% of household heads shall learn budgeting of funds.

**Outcome Achieving Performance Chart**



Projected Number Served Annually      Annual Number Served To Date      Total Number Achieving Outcome Year To Date

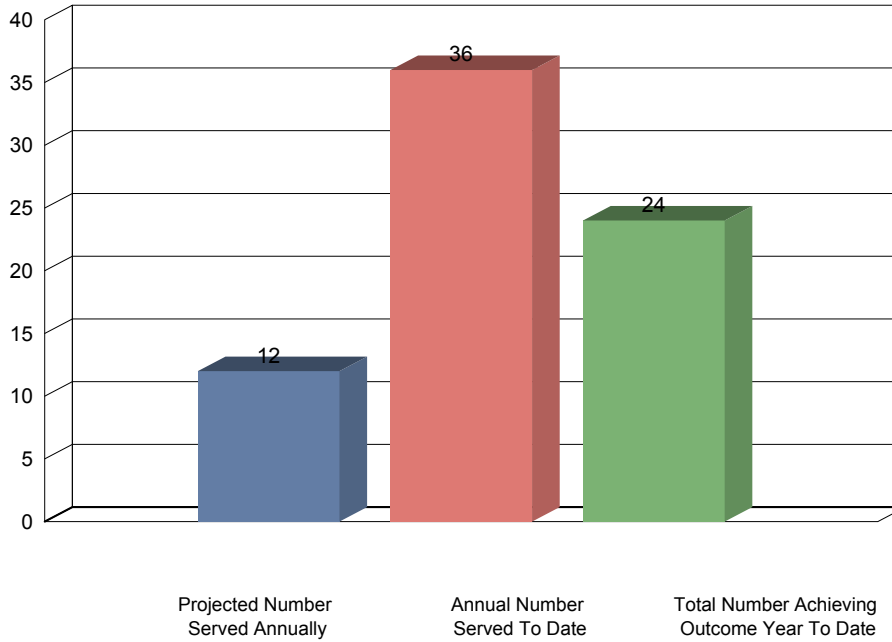
**Service Description:** Using varied services to enhance stability including mentors, workshops and continuing education, parent(s) will obtain and maintain employment and save funds to obtain their own apartment or home in the future and learn self-sufficiency skills.

**Required Documentation:** Families shall submit weekly budgets with receipts or other documentation, detailing their spending or paychecks and attend budgeting workshops; parents are encouraged to obtain GED, enroll in college or vocational classes to increase income potential.

Projected Number Served Annually	Annual Number Served To Date	Total Number Achieving Outcome Year To Date	Percent Clients Achieving Outcome
12	36	22	183%

**Outcome:** #3 65% of household heads will obtain a checking/savings account within 3 months of entering program and make deposits into account each month.

**Outcome Achieving Performance Chart**



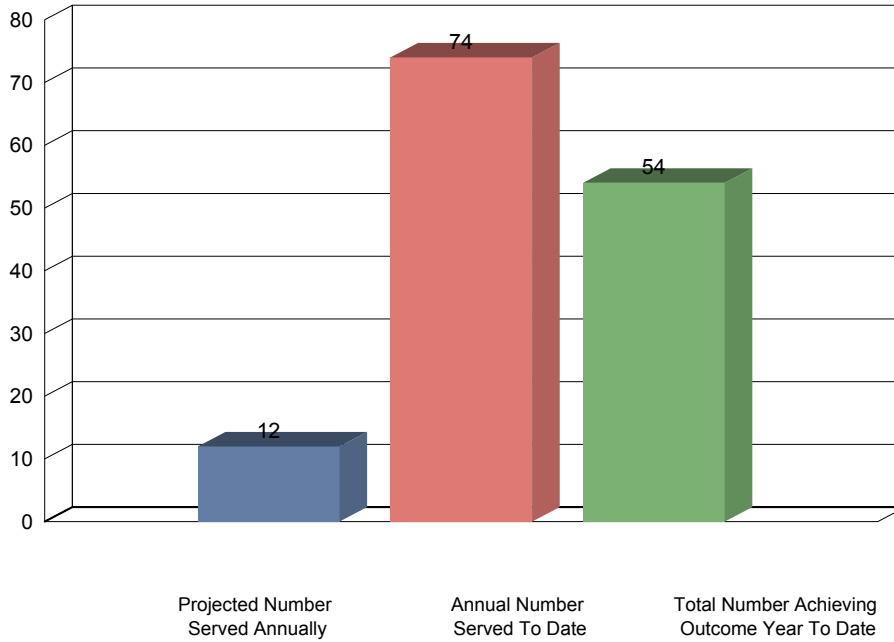
**Service Description:** Using varied services to enhance stability including mentors, workshops and continuing education, parent(s) will obtain and maintain employment and save funds to obtain their own apartment or home in the future.

**Required Documentation:** Parent(s) shall provide copies of bank statements or company savings plan deduction from paycheck each month.

Projected Number Served Annually	Annual Number Served To Date	Total Number Achieving Outcome Year To Date	Percent Clients Achieving Outcome
12	36	24	200%

**Outcome:** #4 70% of children in households shall improve their school attendance and school grades, and if eligible, attend summer camp regularly.

**Outcome Achieving Performance Chart**



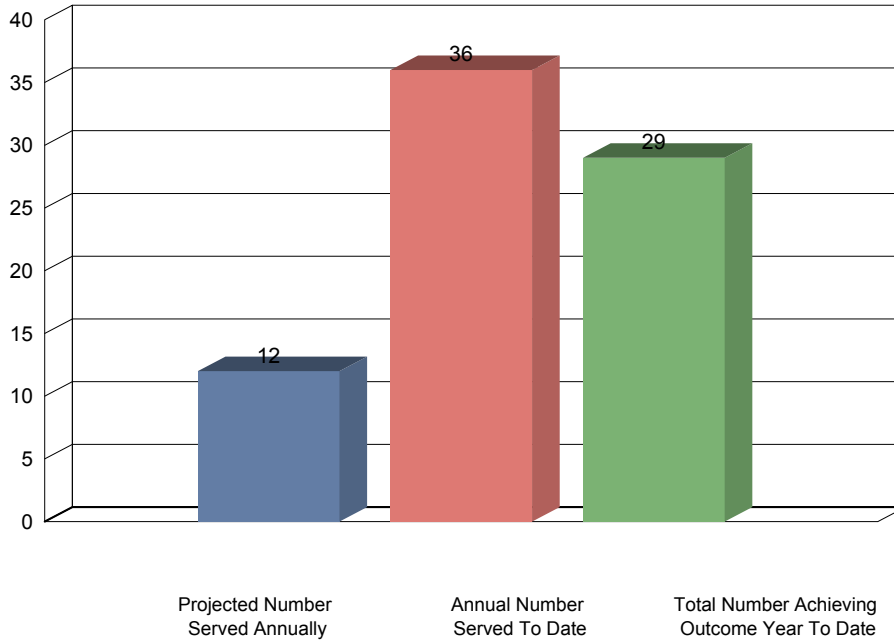
**Service Description:** School attendance and performance.camp attendance is monitored by ESHC staff.

**Required Documentation:** Documentation of child’s school attendance and grades is obtained by ESHC staff.

Projected Number Served Annually	Annual Number Served To Date	Total Number Achieving Outcome Year To Date	Percent Clients Achieving Outcome
12	74	54	450%

**Outcome:** #5 75% of household heads shall learn the skills necessary to obtain and maintain a clean, healthy home environment.

**Outcome Achieving Performance Chart**



**Service Description:** Each residence and yard is inspected weekly; parents are encouraged to attend budgeting, nutrition and parenting workshops and others as scheduled.

**Required Documentation:** Documentation of home findings from each weekly inspection.

Projected Number Served Annually	Annual Number Served To Date	Total Number Achieving Outcome Year To Date	Percent Clients Achieving Outcome
12	36	29	242%