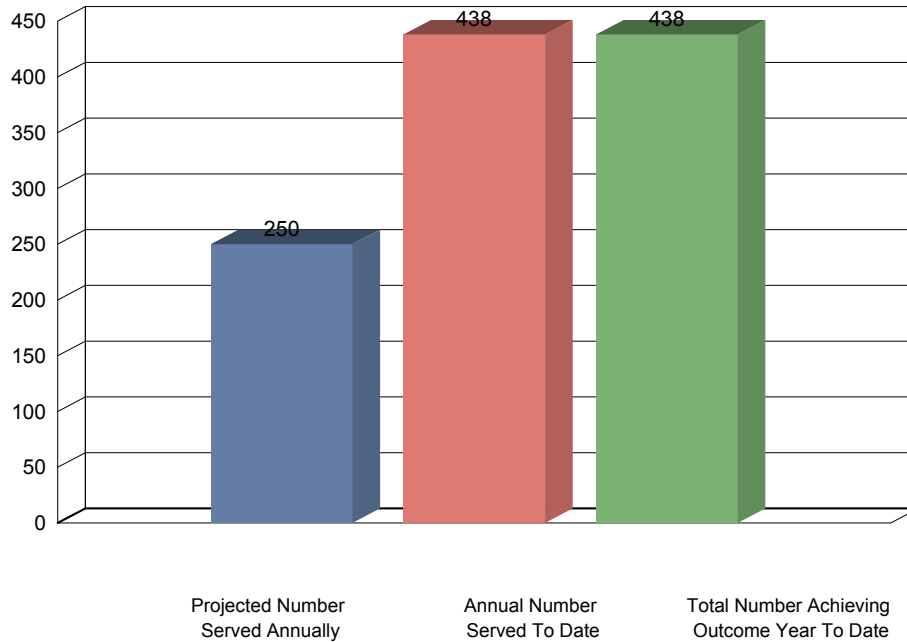


Agency: Kids Bridge
Program: Supervised Visitation
Program Activity Period: 10/01/2008 - 09/30/2009
Reporting Period: 10/01/2008 - 09/30/2009

Outcome: #1 100% of children will be free of abuse during on-site visits and monitored exchanges.

Outcome Achieving Performance Chart



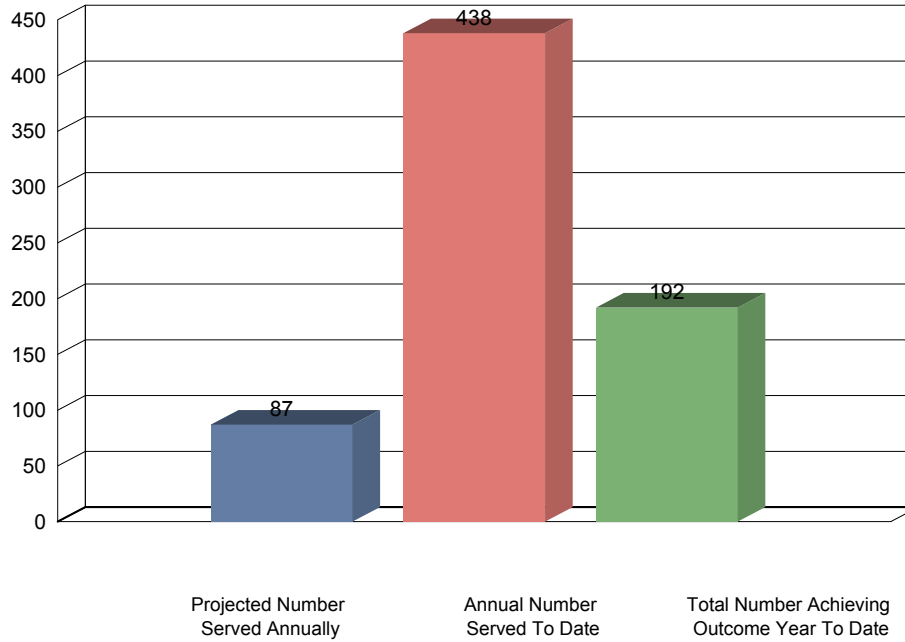
Service Description: Supervised visitation and exchanges only by trained staff and volunteers.

Required Documentation: Visitation reports and incident reports.

Projected Number Served Annually	Annual Number Served To Date	Total Number Achieving Outcome Year To Date	Percent Clients Achieving Outcome
250	438	438	175%

Outcome: #2 35% of families will move to a lesser level of supervision within 3 months of beginning services at Kids Bridge

Outcome Achieving Performance Chart



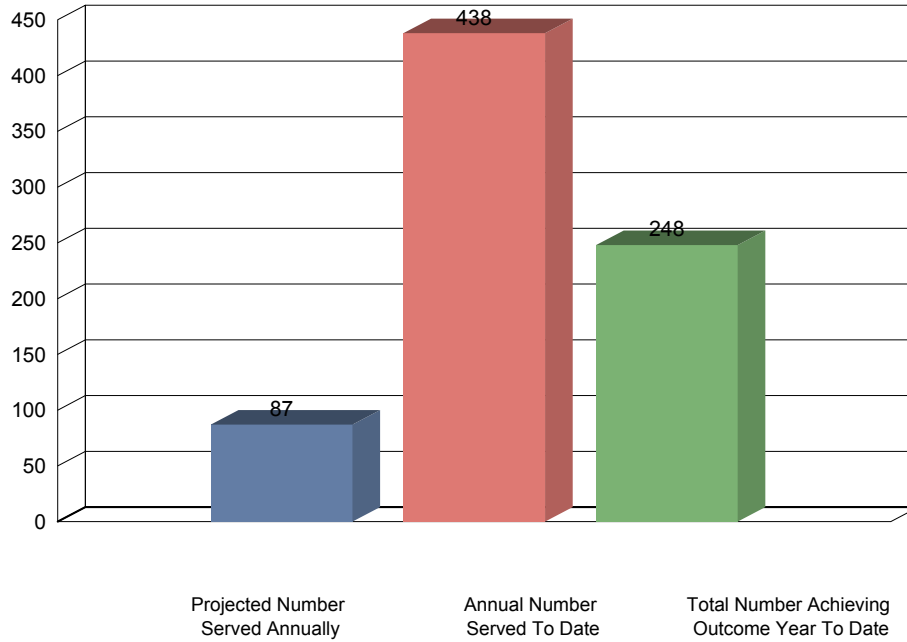
Service Description: Observations of interactions during visits.

Required Documentation: Visitation, Incident and Evaluative reports.

Projected Number Served Annually	Annual Number Served To Date	Total Number Achieving Outcome Year To Date	Percent Clients Achieving Outcome
87	438	192	221%

Outcome: #3 35% of families will no longer need Kids Bridge Services within 6 months of beginning services at Kids Bridge

Outcome Achieving Performance Chart



Service Description: Observations of interactions during visits.

Required Documentation: Enrollment documentation, Visitation, Summary, Incident and Evaluative reports.

Projected Number Served Annually	Annual Number Served To Date	Total Number Achieving Outcome Year To Date	Percent Clients Achieving Outcome
87	438	248	285%