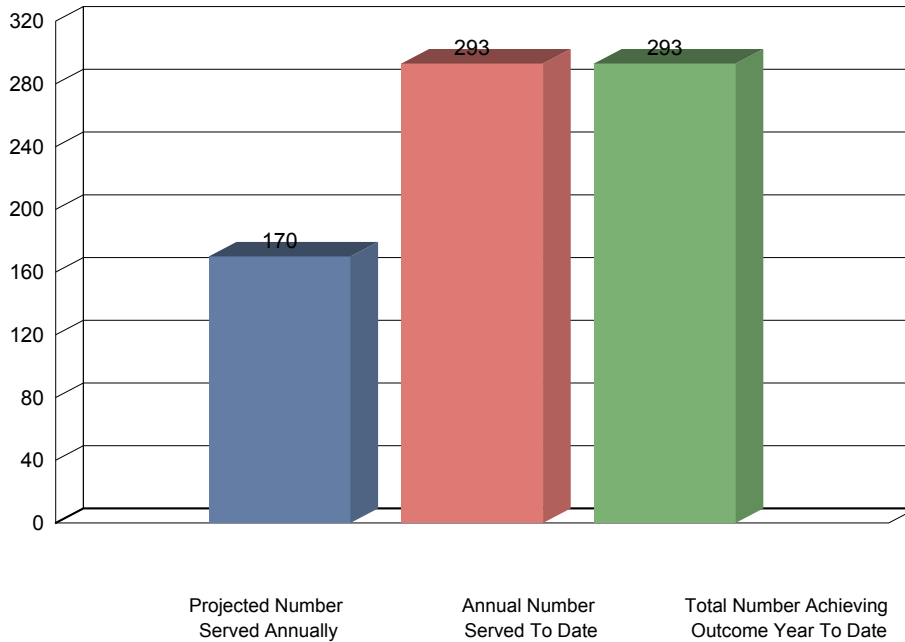


**Agency:** Council On Aging  
**Program:** Community Care for the Elderly  
**Program Activity Period:** 10/01/2008 - 09/30/2009  
**Reporting Period:** 10/01/2008 - 09/30/2009

---

**Outcome:** #1 Clients will age in place - increased ability of community elders to remain at home.

**Outcome Achieving Performance Chart**



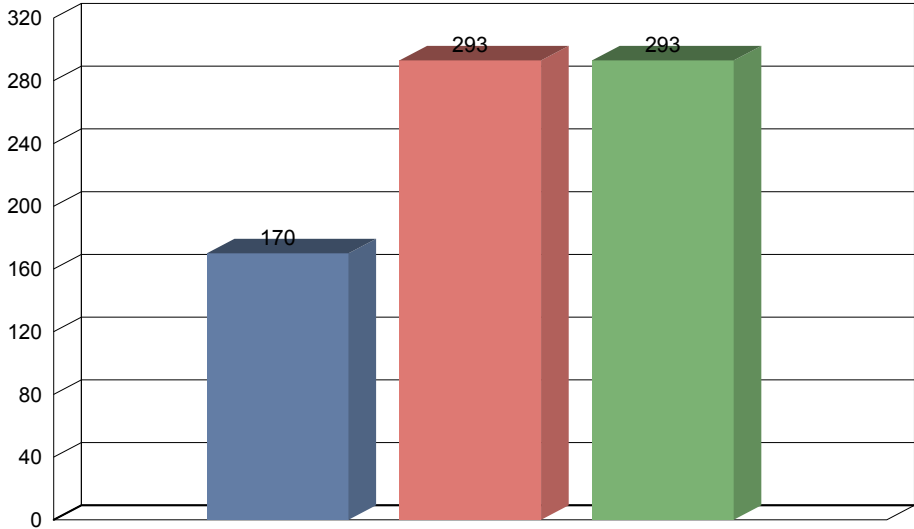
**Service Description:** Provide case management to coordinate community services; personal care, respite, day care, home delivered meals.

**Required Documentation:** Agency statistics, annual assessments.

Projected Number Served Annually	Annual Number Served To Date	Total Number Achieving Outcome Year To Date	Percent Clients Achieving Outcome
170	293	293	172%

**Outcome:** #2 Clients will age with purpose - caregivers will continue to provide care for as long as possible, delaying or preventing placement of elders in nursing home.

**Outcome Achieving Performance Chart**



Projected Number Served Annually      Annual Number Served To Date      Total Number Achieving Outcome Year To Date

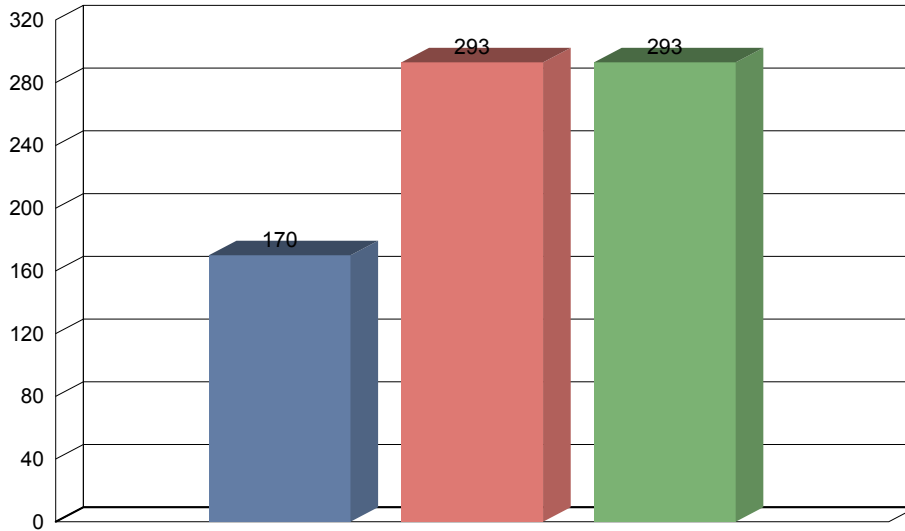
**Service Description:** Provide caregiver counseling, day care and respite care.

**Required Documentation:** Agency statistics

Projected Number Served Annually	Annual Number Served To Date	Total Number Achieving Outcome Year To Date	Percent Clients Achieving Outcome
170	293	293	172%

**Outcome:** #3 Clients will age with security - target services to elders most in need.

**Outcome Achieving Performance Chart**



Projected Number  
Served Annually

Annual Number  
Served To Date

Total Number Achieving  
Outcome Year To Date

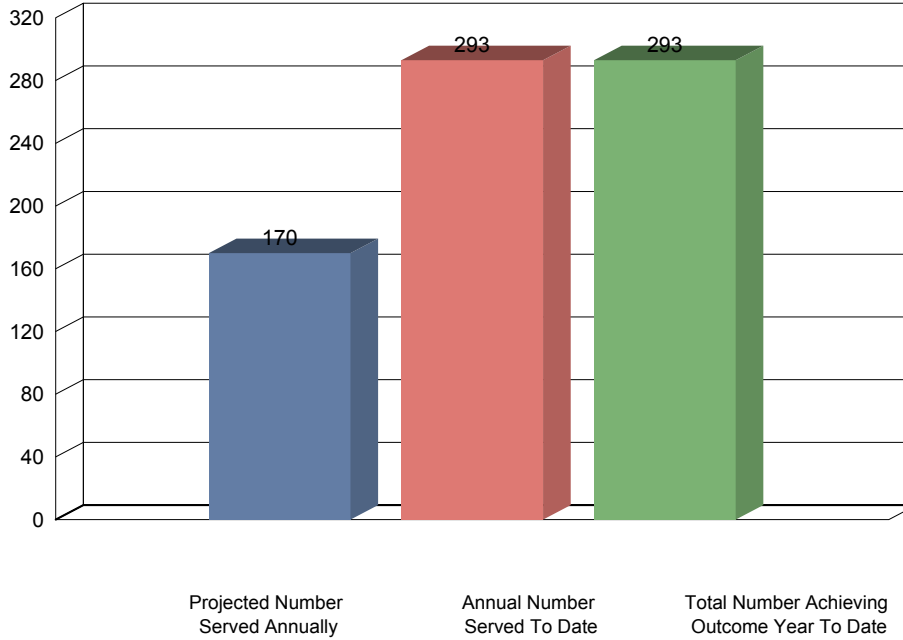
**Service Description:** Utilize Department of Elder Affairs (DOEA) Prioritization method, placing elders with the highest priority scores (greatest need) on the CCE program

**Required Documentation:** Agency statistics, DOEA monitoring

Projected Number Served Annually	Annual Number Served To Date	Total Number Achieving Outcome Year To Date	Percent Clients Achieving Outcome
170	293	293	172%

**Outcome:** #4 Clients will age with dignity - effectively manage CEE program budget to maximize consumer services.

**Outcome Achieving Performance Chart**



**Service Description:** Case management staff will utilize informal community resources, assistive devices and environmental modification to increase client capacity, collaborating with other agencies as needed.

**Required Documentation:** Agency statistics, annual assessments and care plans.

Projected Number Served Annually	Annual Number Served To Date	Total Number Achieving Outcome Year To Date	Percent Clients Achieving Outcome
170	293	293	172%