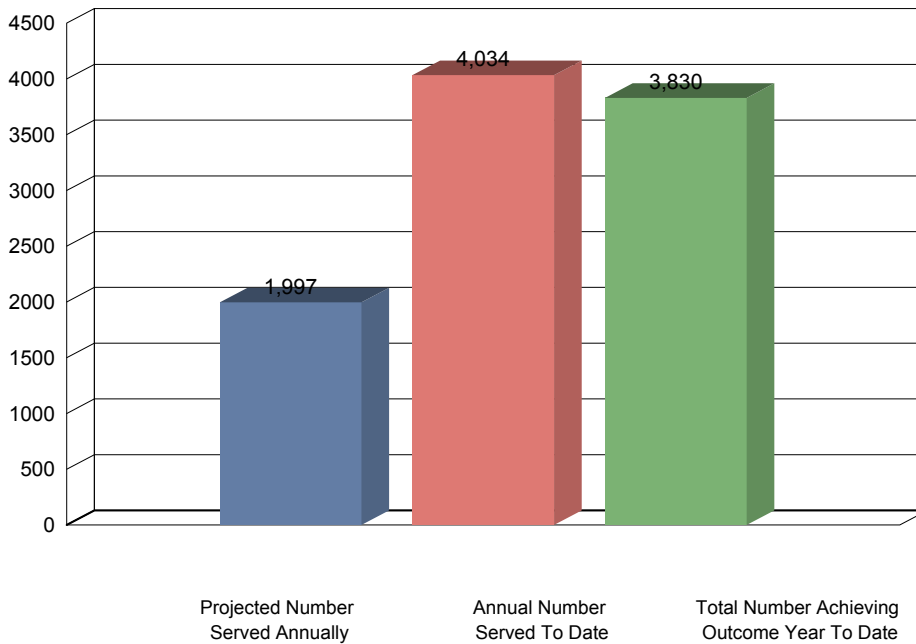


Agency: Childrens Home Society
Program: Healthy Families
Program Activity Period: 10/01/2008 - 09/30/2009
Reporting Period: 10/01/2008 - 09/30/2009

Outcome: #1 80% of families receive 75% of home visits as prescribed by leveling system (performance unit is one home visit).

Outcome Achieving Performance Chart



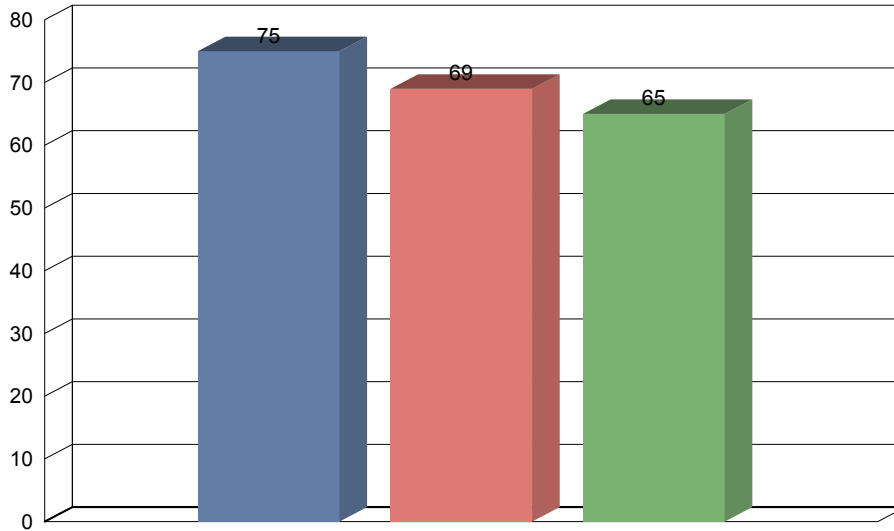
Service Description: In home visiting and service provision

Required Documentation: Home visit data entered into data system on a monthly basis; tracked as a program outcome measure in HFF Data System.

Projected Number Served Annually	Annual Number Served To Date	Total Number Achieving Outcome Year To Date	Percent Clients Achieving Outcome
1,997	4,034	3,830	192%

Outcome: #2 90% of participants will have a Parent Stress Index administered at 6, 12, and 18 months (Performance measure is a Parent Stress Index)

Outcome Achieving Performance Chart



Projected Number Served Annually

Annual Number Served To Date

Total Number Achieving Outcome Year To Date

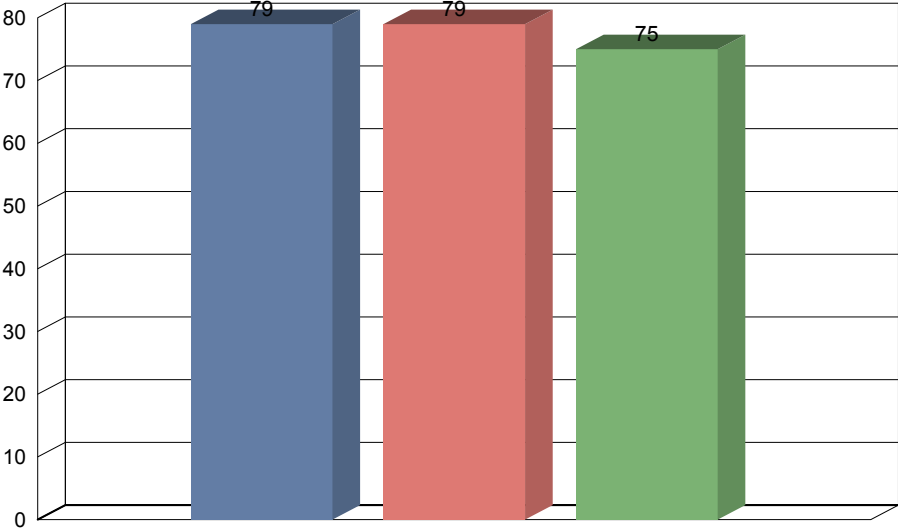
Service Description: Administer Parent Stress Index

Required Documentation: Data entered on a weekly basis; tracked as a program outcome measure in HFF Data System.

Projected Number Served Annually	Annual Number Served To Date	Total Number Achieving Outcome Year To Date	Percent Clients Achieving Outcome
75	69	65	87%

Outcome: #3 90% of families will develop an initial support plan within 90 days of enrollment (performance unit is a support plan).

Outcome Achieving Performance Chart



Projected Number Served Annually Annual Number Served To Date Total Number Achieving Outcome Year To Date

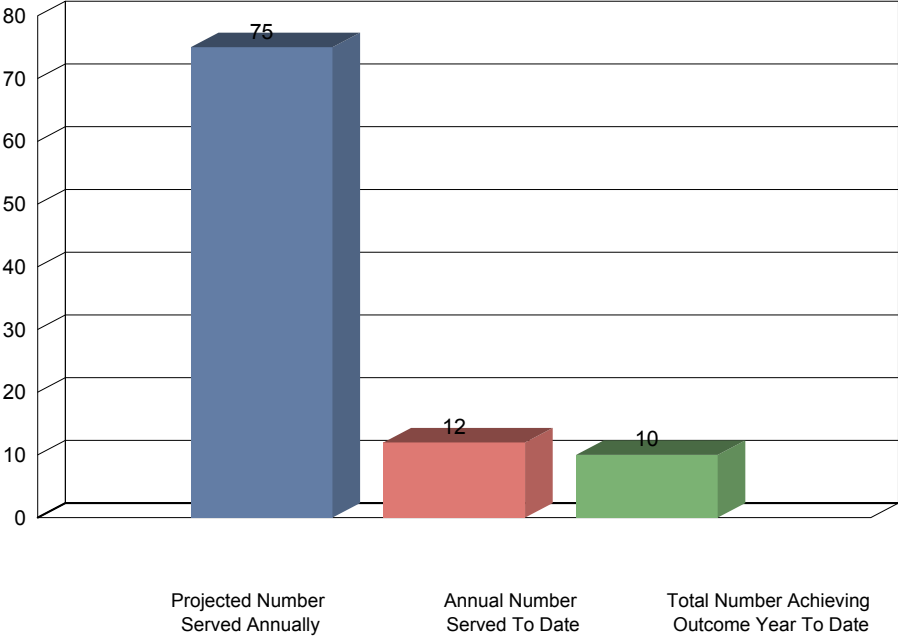
Service Description: Family Support Plan

Required Documentation: Data entered on a weekly basis; tracked as a program outcome measure in HFF Data System.

Projected Number Served Annually	Annual Number Served To Date	Total Number Achieving Outcome Year To Date	Percent Clients Achieving Outcome
79	79	75	95%

Outcome: #4 85% of target children will be up to date on immunizations at 24 months
 (Performance unit is number of children)

Outcome Achieving Performance Chart



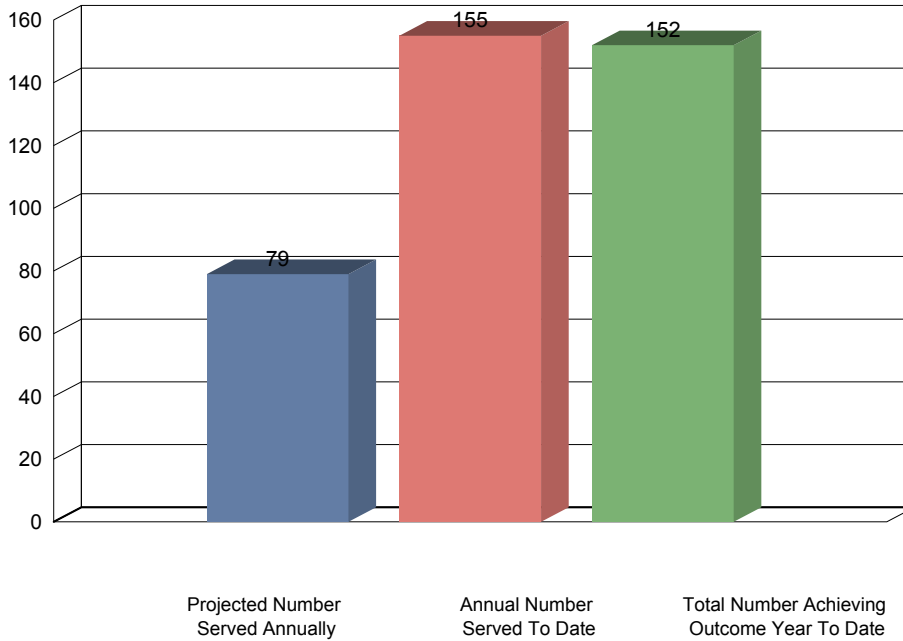
Service Description: Monitor immunizations and Well Baby Check ups.

Required Documentation: Data entered on a weekly basis; tracked as a program outcome measure in HFF Data System.

Projected Number Served Annually	Annual Number Served To Date	Total Number Achieving Outcome Year To Date	Percent Clients Achieving Outcome
75	12	10	13%

Outcome: #5 90% of target children will receive an age appropriate developmental assessment screen; accurately assess any delays and make referrals (Performance measure unit is a Denver Developmental Assessment Test).

Outcome Achieving Performance Chart



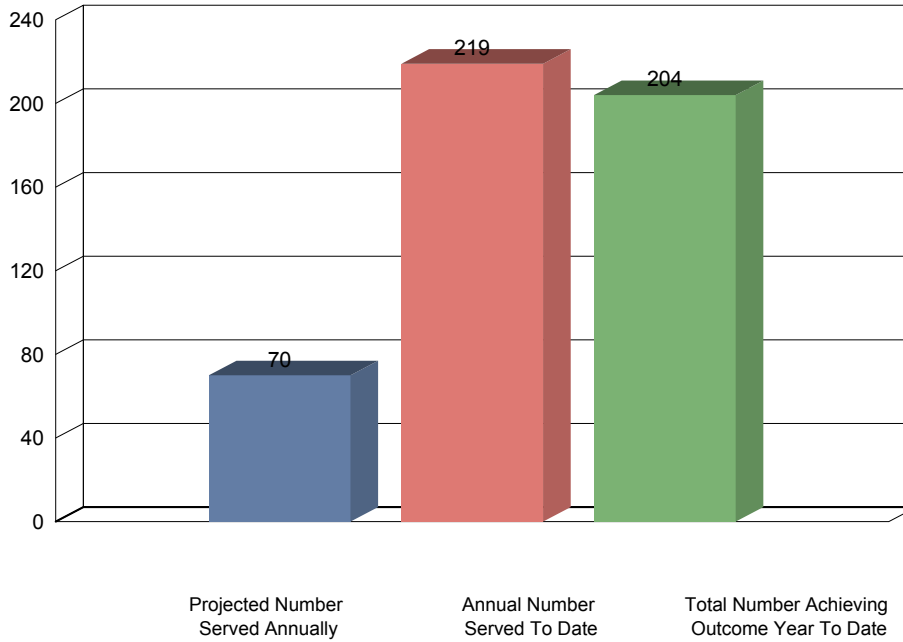
Service Description: Administer Denver Developmental Assessment.

Required Documentation: Data entered on a weekly basis; tracked as a program outcome measure in HFF Data System.

Projected Number Served Annually	Annual Number Served To Date	Total Number Achieving Outcome Year To Date	Percent Clients Achieving Outcome
79	155	152	192%

Outcome: #6 80% of the 86 families participating in the program will have improved or maintained self-sufficiency.

Outcome Achieving Performance Chart



Service Description: Family Support Plan

Required Documentation: Data entered on a weekly basis; tracked as a program outcome measure in HFF Data System.

Projected Number Served Annually	Annual Number Served To Date	Total Number Achieving Outcome Year To Date	Percent Clients Achieving Outcome
70	219	204	291%