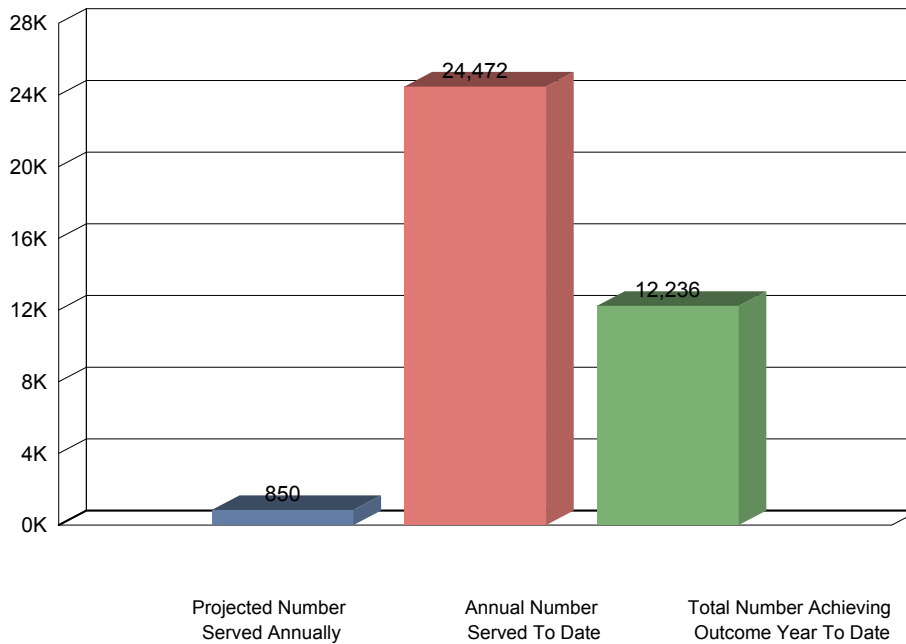


Agency: St Francis House
Program: Client Support Services
Program Activity Period: 10/01/2009 - 09/30/2010
Reporting Period: 10/01/2009 - 09/30/2010

Outcome: #1 85% of clients assisted will find employment that leads to independence.

Outcome Achieving Performance Chart



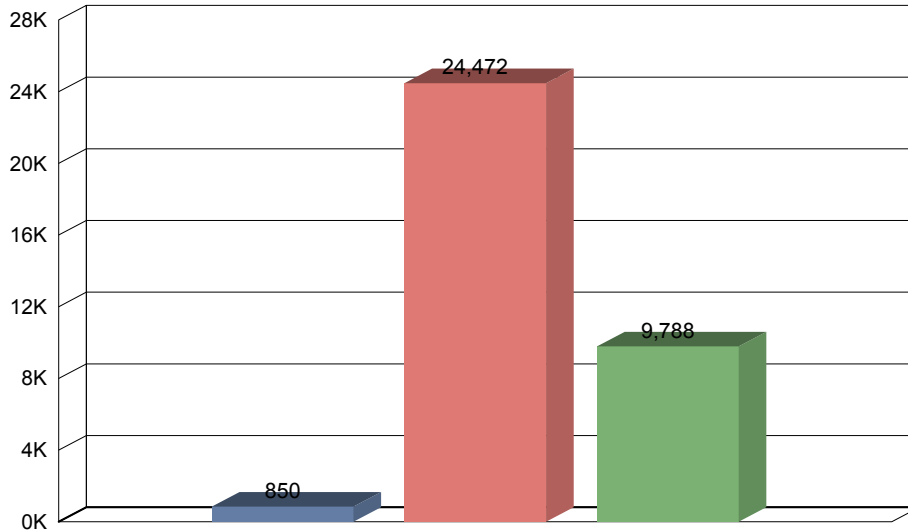
Service Description: Clients will be provided case management services, including being referred for employment; provision of services to obtain birth certificate and state identification; provision of work clothes; laundry and supplies provided; free local phone with voice mail.

Required Documentation: Client will provide proof of employment through pay check stubs or letter of hire from employer.

Projected Number Served Annually	Annual Number Served To Date	Total Number Achieving Outcome Year To Date	Percent Clients Achieving Outcome
850	24,472	12,236	1440%

Outcome: #2 85% of eligible clients will find affordable permanent housing.

Outcome Achieving Performance Chart



Projected Number Served Annually Annual Number Served To Date Total Number Achieving Outcome Year To Date

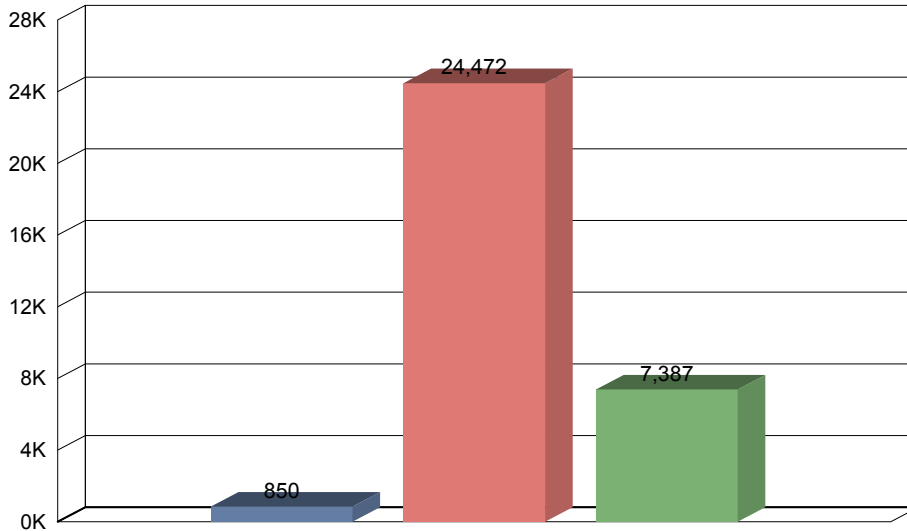
Service Description: Information and referrals given; house savings account.

Required Documentation: Log of client Request for Services forms.

Projected Number Served Annually	Annual Number Served To Date	Total Number Achieving Outcome Year To Date	Percent Clients Achieving Outcome
850	24,472	9,788	1152%

Outcome: #3 85% of eligible clients will apply for government benefits.

Outcome Achieving Performance Chart



Projected Number Served Annually Annual Number Served To Date Total Number Achieving Outcome Year To Date

Service Description: Information and referrals given; assistance given with Social Security claims; assistance given with food stamp card applications.

Required Documentation: Log of client Request for Services forms.

Projected Number Served Annually	Annual Number Served To Date	Total Number Achieving Outcome Year To Date	Percent Clients Achieving Outcome
850	24,472	7,387	869%