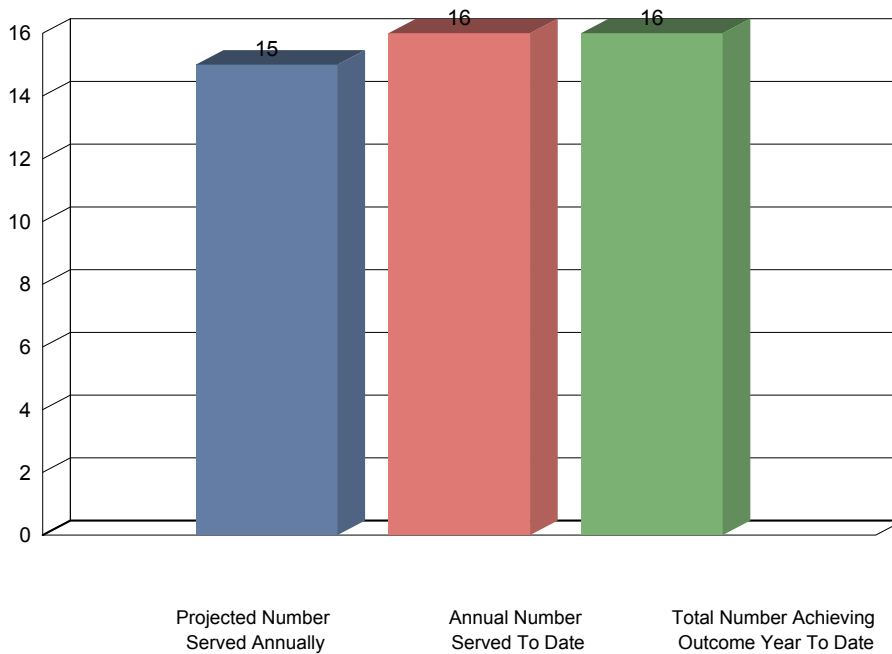


Agency: Project Special Care
Program: Respite Care
Program Activity Period: 10/01/2009 - 09/30/2010
Reporting Period: 10/01/2009 - 03/31/2010

Outcome: #1 100% of participants will have an increase in their level of care.

Outcome Achieving Performance Chart



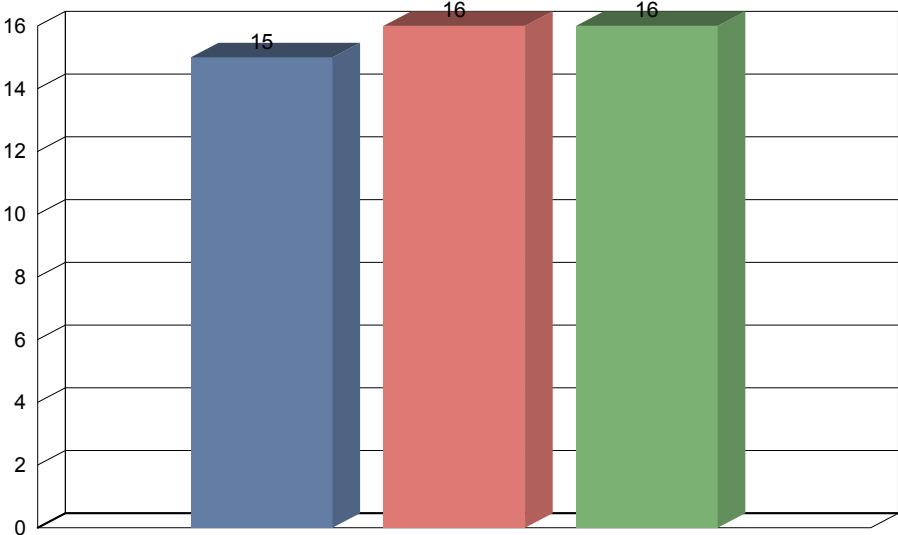
Service Description: All participants are to be assessed twice daily for personal appearance and physical health; personal care assistance provided by staff.

Required Documentation: Attendance logs; service data; client case files, incident reports.

Projected Number Served Annually	Annual Number Served To Date	Total Number Achieving Outcome Year To Date	Percent Clients Achieving Outcome
15	16	16	107%

Outcome: #2 90% of participants will have improved hygiene.

Outcome Achieving Performance Chart



Projected Number Served Annually Annual Number Served To Date Total Number Achieving Outcome Year To Date

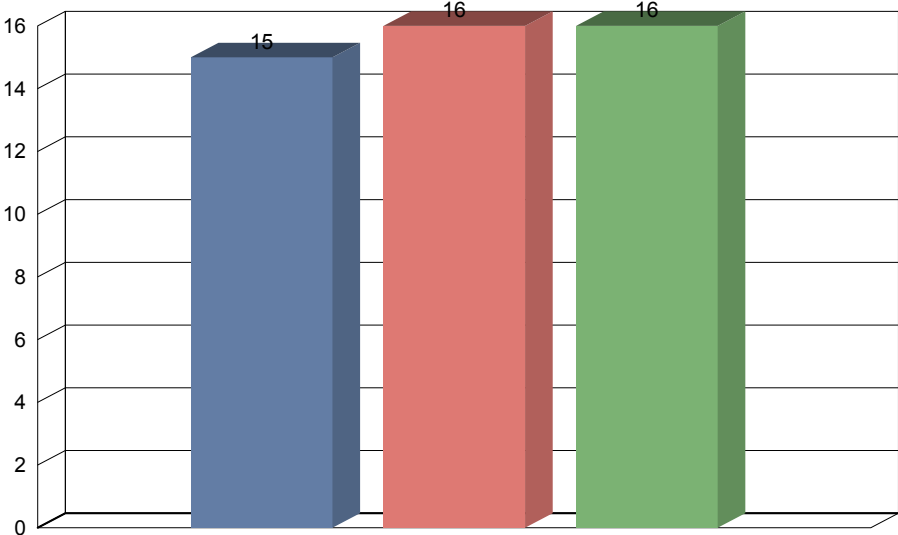
Service Description: All participants are to be assessed twice daily for personal appearance and physical health; personal care assistance provided by staff.

Required Documentation: Attendance logs; service data; client case files, incident reports.

Projected Number Served Annually	Annual Number Served To Date	Total Number Achieving Outcome Year To Date	Percent Clients Achieving Outcome
15	16	16	107%

Outcome: #3 80% of participants will increase their attitude and degree of participation.

Outcome Achieving Performance Chart



Projected Number Served Annually Annual Number Served To Date Total Number Achieving Outcome Year To Date

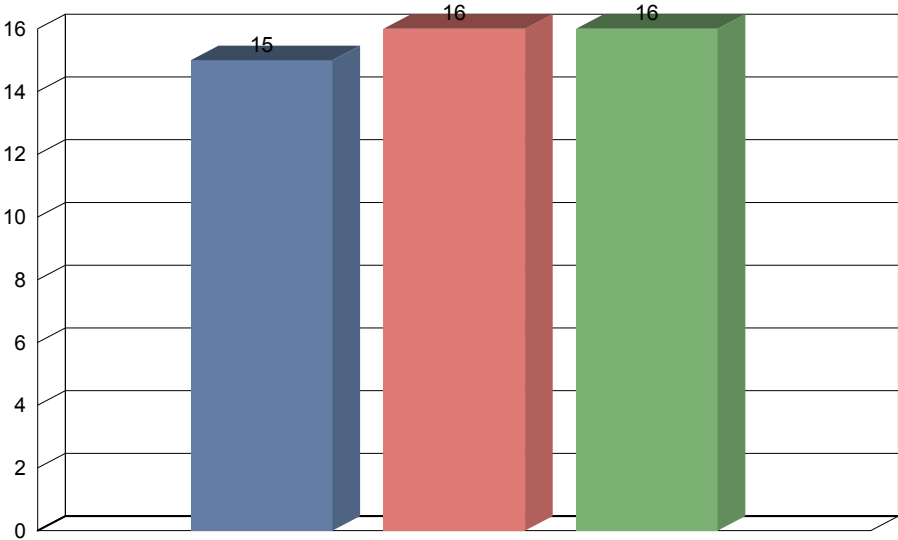
Service Description: Individualized training plans; supervision, coaching and assistance with activities of daily living; peer interaction in appropriate, supervised activities.

Required Documentation: Staff observations; parent satisfaction surveys, case notes.

Projected Number Served Annually	Annual Number Served To Date	Total Number Achieving Outcome Year To Date	Percent Clients Achieving Outcome
15	16	16	107%

Outcome: #4 80% of family members will increase their knowledge of care issues and resources available.

Outcome Achieving Performance Chart



Projected Number Served Annually Annual Number Served To Date Total Number Achieving Outcome Year To Date

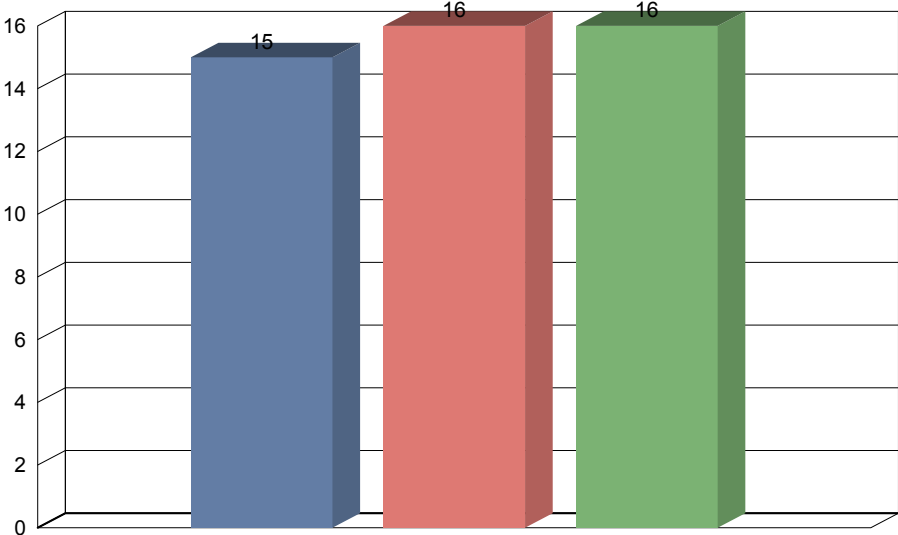
Service Description: Distribution of information, attendance of programs and referrals given to other providers.

Required Documentation: Monthly reports, with annual reviews.

Projected Number Served Annually	Annual Number Served To Date	Total Number Achieving Outcome Year To Date	Percent Clients Achieving Outcome
15	16	16	107%

Outcome: #5 90% of participants will have a decrease in abuse of neglect.

Outcome Achieving Performance Chart



Projected Number Served Annually Annual Number Served To Date Total Number Achieving Outcome Year To Date

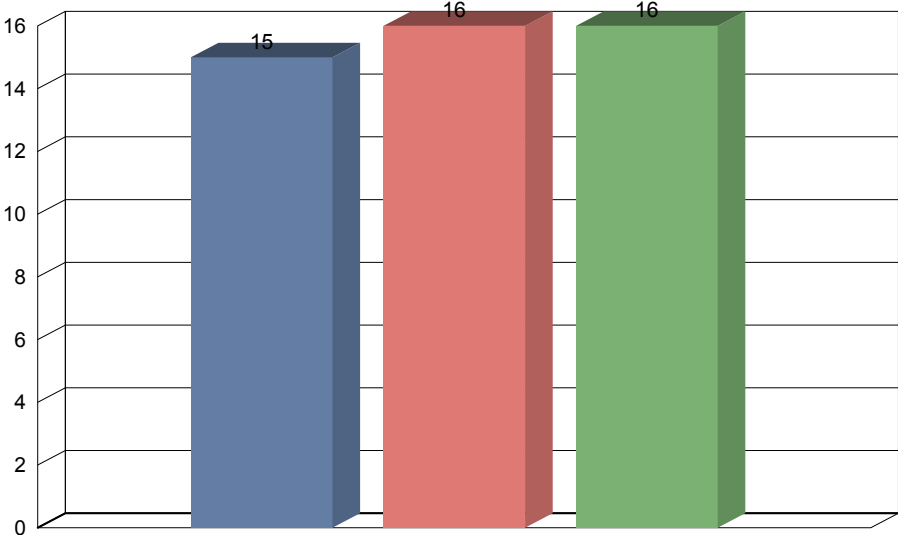
Service Description: Physical inspection of individuals for trauma by staff; staff observation of behavior.

Required Documentation: Daily and weekly reports; client case files; incident reports.

Projected Number Served Annually	Annual Number Served To Date	Total Number Achieving Outcome Year To Date	Percent Clients Achieving Outcome
15	16	16	107%

Outcome: #6 90% of participants will have a decrease in out of home placement.

Outcome Achieving Performance Chart



Projected Number Served Annually Annual Number Served To Date Total Number Achieving Outcome Year To Date

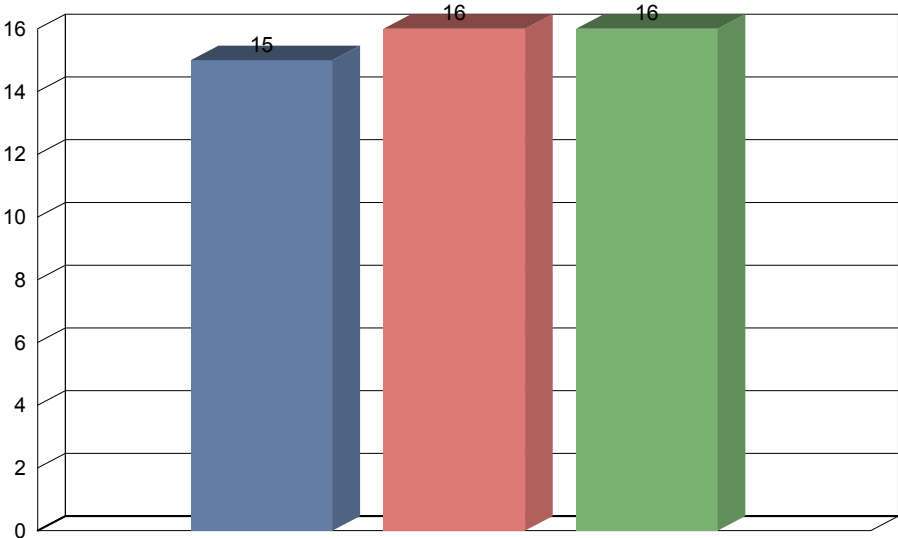
Service Description: Enrollment and attendance in adult day training program; support provided by independent support coordinator.

Required Documentation: Completion and review of support plans; client case files.

Projected Number Served Annually	Annual Number Served To Date	Total Number Achieving Outcome Year To Date	Percent Clients Achieving Outcome
15	16	16	107%

Outcome: #7 90% of participants and their families will increase their recreational activities.

Outcome Achieving Performance Chart



Projected Number Served Annually Annual Number Served To Date Total Number Achieving Outcome Year To Date

Service Description: Enrollment and attendance in respite program; participation at events.

Required Documentation: Attendance logs; service data; daily tracking.

Projected Number Served Annually	Annual Number Served To Date	Total Number Achieving Outcome Year To Date	Percent Clients Achieving Outcome
15	16	16	107%