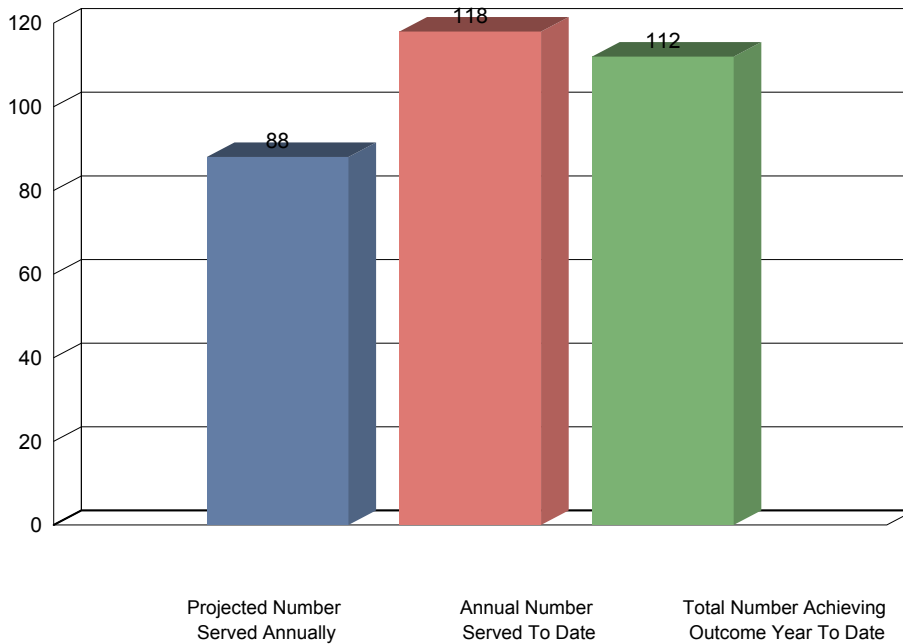


**Agency:** Epic (Community Prevention, Drug Court, THINK)  
**Program:** Adult Drug Court  
**Program Activity Period:** 10/01/2009 - 09/30/2010  
**Reporting Period:** 10/01/2009 - 09/30/2010

---

**Outcome:** #1 90% of adults enrolled in Drug Court program will develop recovery tools to facilitate a clean and sober lifestyle.

**Outcome Achieving Performance Chart**



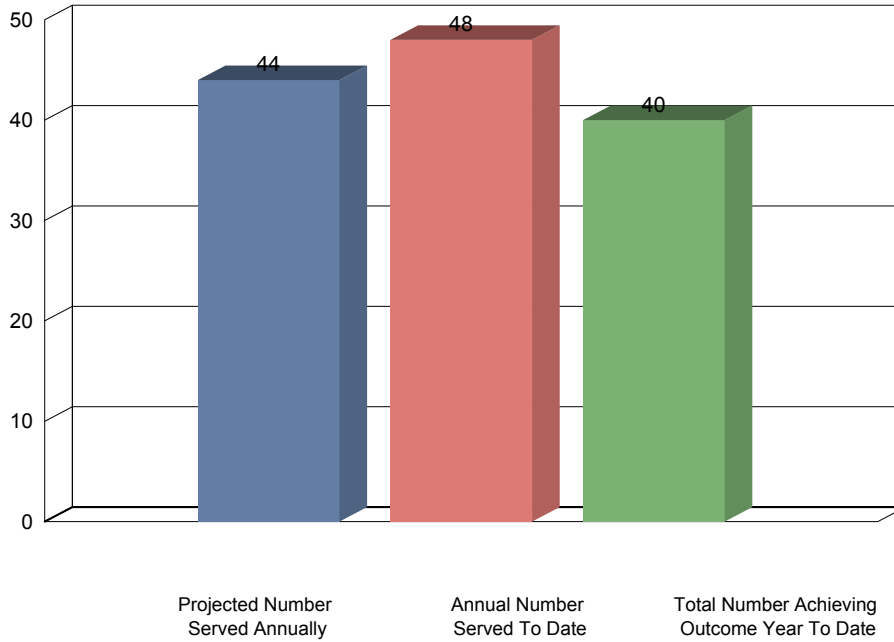
**Service Description:** Biopsychosocial assessments; crisis intervention; treatment plan reviews; Moral Reconciliation Therapy; individual and group counseling; case management; aftercare and outreach` random drug screens.

**Required Documentation:** Documentation of attendance; client records and therapy notes, including identification of alternative coping skills.

Projected Number Served Annually	Annual Number Served To Date	Total Number Achieving Outcome Year To Date	Percent Clients Achieving Outcome
88	118	112	127%

**Outcome:** #2 80% of Drug Court participants who complete Phase 2 will be employed or enrolled in a continuing education program.

**Outcome Achieving Performance Chart**



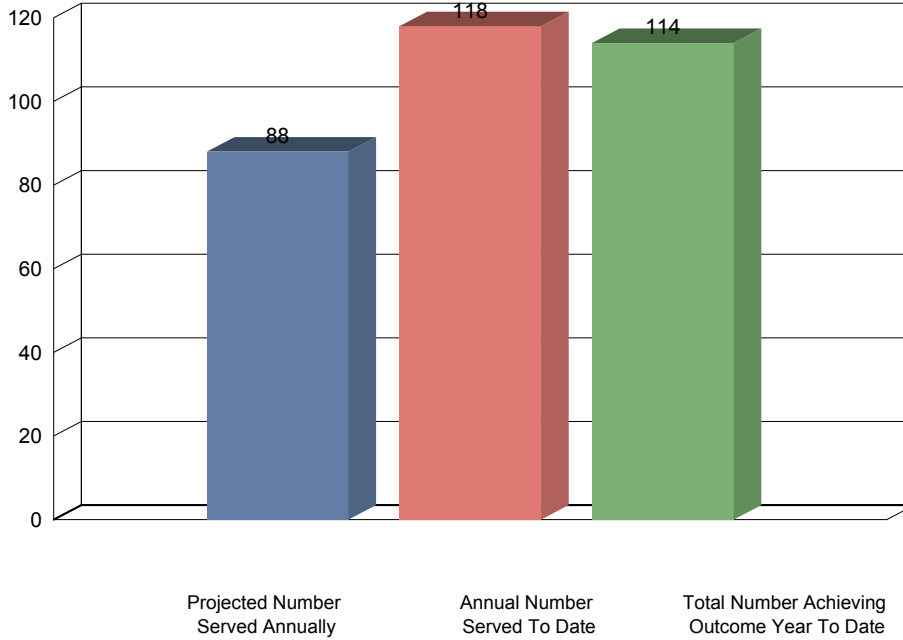
**Service Description:** Phase up documentation; treatment plan reviews; case management and referrals.

**Required Documentation:** Documentation of employment and school attendance; client records and therapy notes. skills.

Projected Number Served Annually	Annual Number Served To Date	Total Number Achieving Outcome Year To Date	Percent Clients Achieving Outcome
44	48	40	91%

**Outcome:** #3 85% of program participants will complete a master treatment services plan within 30 days of enrollment.

**Outcome Achieving Performance Chart**



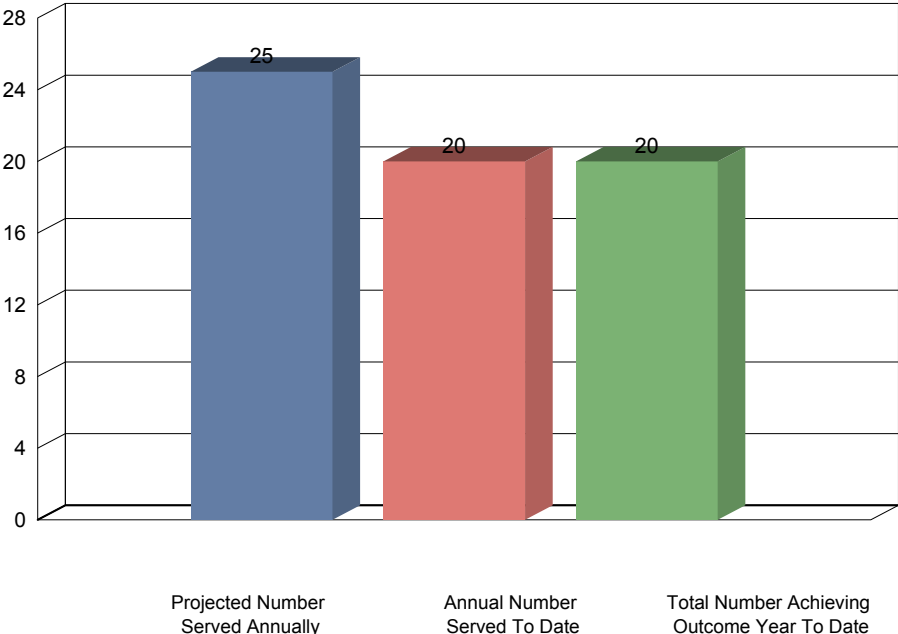
**Service Description:** Medical, psychiatric and substance abuse evaluation and assessment of participant to identify needs and services to be provided.

**Required Documentation:** Treatment plans and 30 day reviews of treatment plans.

Projected Number Served Annually	Annual Number Served To Date	Total Number Achieving Outcome Year To Date	Percent Clients Achieving Outcome
88	118	114	130%

**Outcome:** #4 80% of Drug Court participants who complete Phase 3 will exhibit a working knowledge of the 12 Step Program for ongoing community supports.

**Outcome Achieving Performance Chart**



**Service Description:** Recovery support

**Required Documentation:** Documentation of AA/NA attendance; knowledge gained at meetings will be noted and placed in client records and therapy notes.

Projected Number Served Annually	Annual Number Served To Date	Total Number Achieving Outcome Year To Date	Percent Clients Achieving Outcome
25	20	20	80%