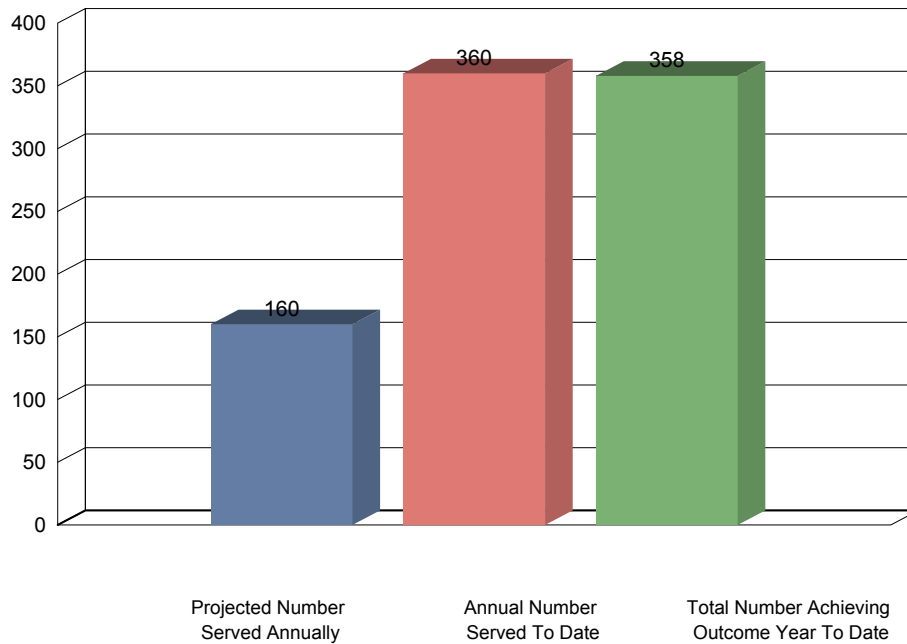


**Agency:** Northeast Florida Community Action Agency  
**Program:** Emergency Services and Youth Development  
**Program Activity Period:** 10/01/2009 - 09/30/2010  
**Reporting Period:** 10/01/2009 - 09/30/2010

---

**Outcome:** #1 By September 30, 2009, 160 eligible households will have their emergency needs reduced or eliminated (performance unit is a household).

**Outcome Achieving Performance Chart**



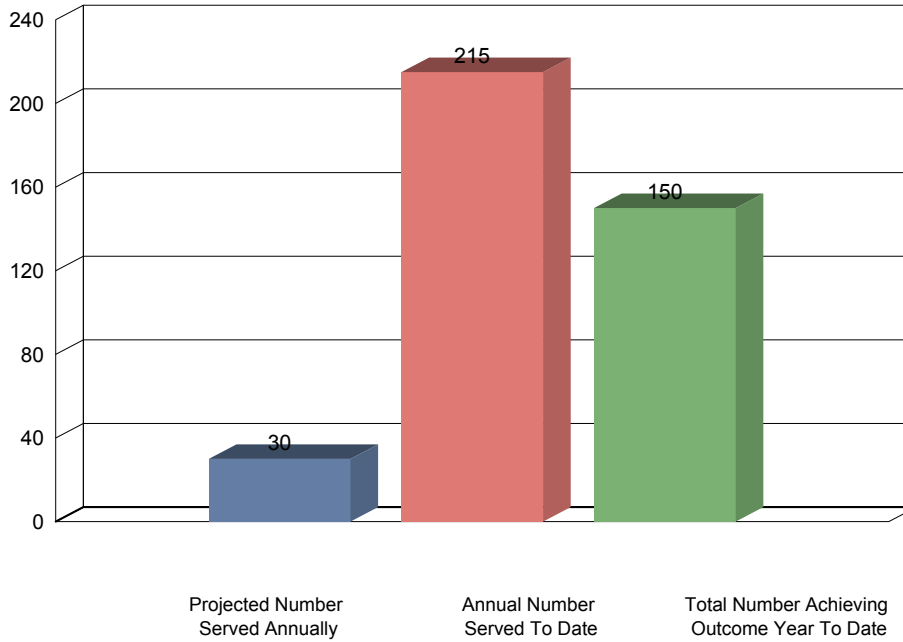
**Service Description:** Clients are provided services to alleviate their emergency needs.

**Required Documentation:** Agency vouchers and case notes.

Projected Number Served Annually	Annual Number Served To Date	Total Number Achieving Outcome Year To Date	Percent Clients Achieving Outcome
160	360	358	224%

**Outcome:** #2 By September 30, 2009, 30 eligible seniors will improve their physical and nutritional health (performance unit is a senior client).

**Outcome Achieving Performance Chart**



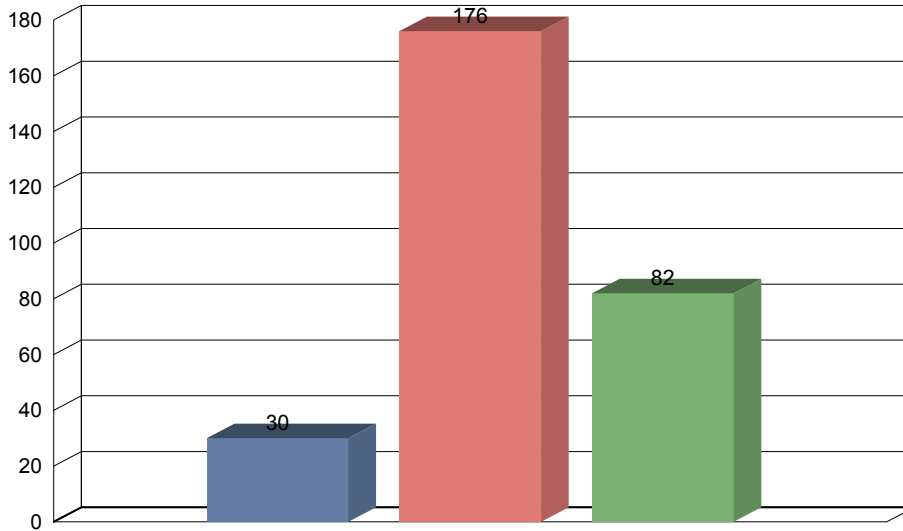
**Service Description:** Physical health and nutrition

**Required Documentation:** Agency vouchers and case notes.

Projected Number Served Annually	Annual Number Served To Date	Total Number Achieving Outcome Year To Date	Percent Clients Achieving Outcome
30	215	150	500%

**Outcome:** #3 By September 30, 2009, 30 low income youths will improve their physical/emotional growth and development (performance measure unit is a youth)

**Outcome Achieving Performance Chart**



Projected Number Served Annually      Annual Number Served To Date      Total Number Achieving Outcome Year To Date

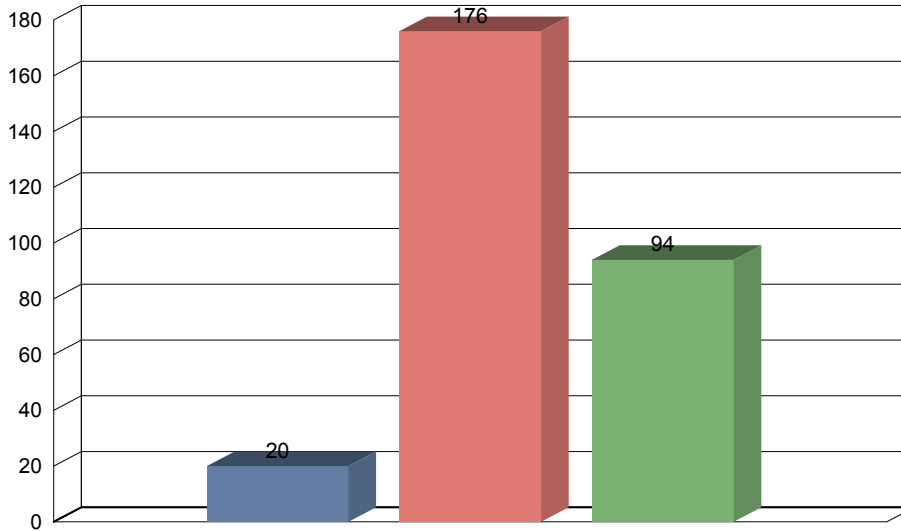
**Service Description:** Youths will participate in activities to improve health.

**Required Documentation:** Activity lists, rosters (sign-in), Agency vouchers receipts and and case notes.

Projected Number Served Annually	Annual Number Served To Date	Total Number Achieving Outcome Year To Date	Percent Clients Achieving Outcome
30	176	82	273%

**Outcome:** #4 By September 30, 2009, 20 at risk youths will improve their academic skills for school success by participating in after school tutoring programs (performance measure unit is a youth)

**Outcome Achieving Performance Chart**



Projected Number Served Annually      Annual Number Served To Date      Total Number Achieving Outcome Year To Date

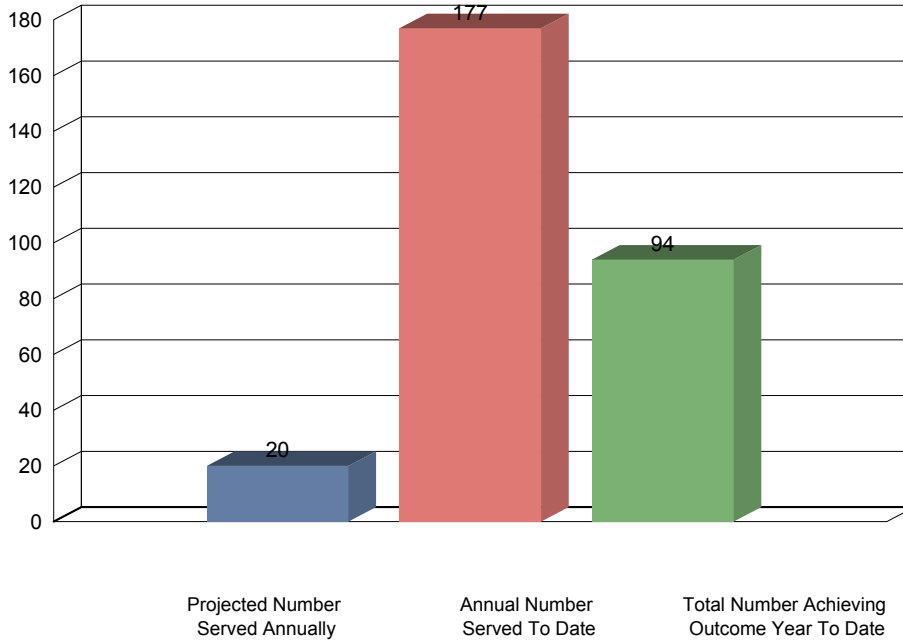
**Service Description:** Youths will participate in activities such as tutoring and other educational enhancements to improve school performance.

**Required Documentation:** School report cards and case notes.

Projected Number Served Annually	Annual Number Served To Date	Total Number Achieving Outcome Year To Date	Percent Clients Achieving Outcome
20	176	94	470%

**Outcome:** #5 By September 30, 2009, 30 at risk youths enrolled in program will acquire job skills. (performance measure unit is a youth)

**Outcome Achieving Performance Chart**



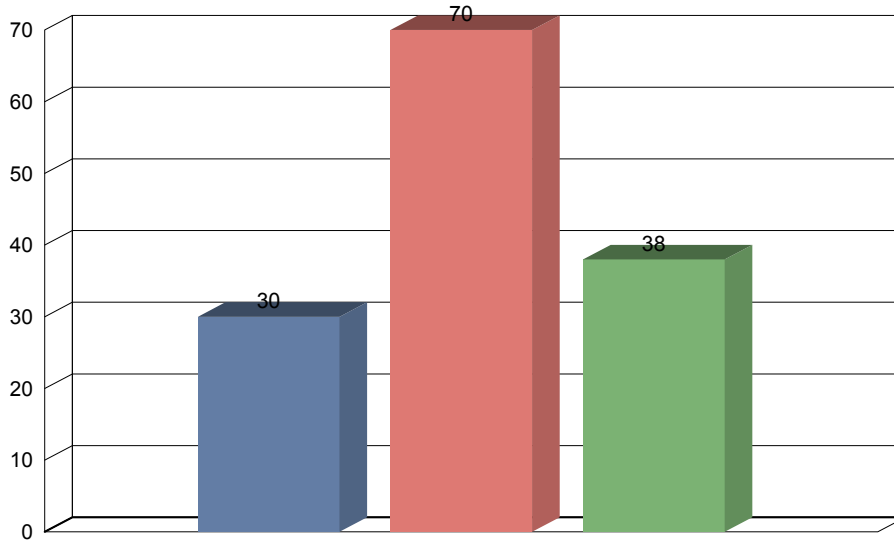
**Service Description:** Youths will participate in activities such as summer job training and computer training to gain employment skills.

**Required Documentation:** Activity rosters and case notes listing participation in training programs.

Projected Number Served Annually	Annual Number Served To Date	Total Number Achieving Outcome Year To Date	Percent Clients Achieving Outcome
20	177	94	470%

**Outcome:** #6 By September 30, 2009, 20 at risk youths enrolled in program will avoid risk-taking behaviors for at least 120 days. (performance measure unit is a youth)

**Outcome Achieving Performance Chart**



Projected Number Served Annually      Annual Number Served To Date      Total Number Achieving Outcome Year To Date

**Service Description:** Youths will participate in positive community activities.

**Required Documentation:** School report cards and case notes.

Projected Number Served Annually	Annual Number Served To Date	Total Number Achieving Outcome Year To Date	Percent Clients Achieving Outcome
30	70	38	127%